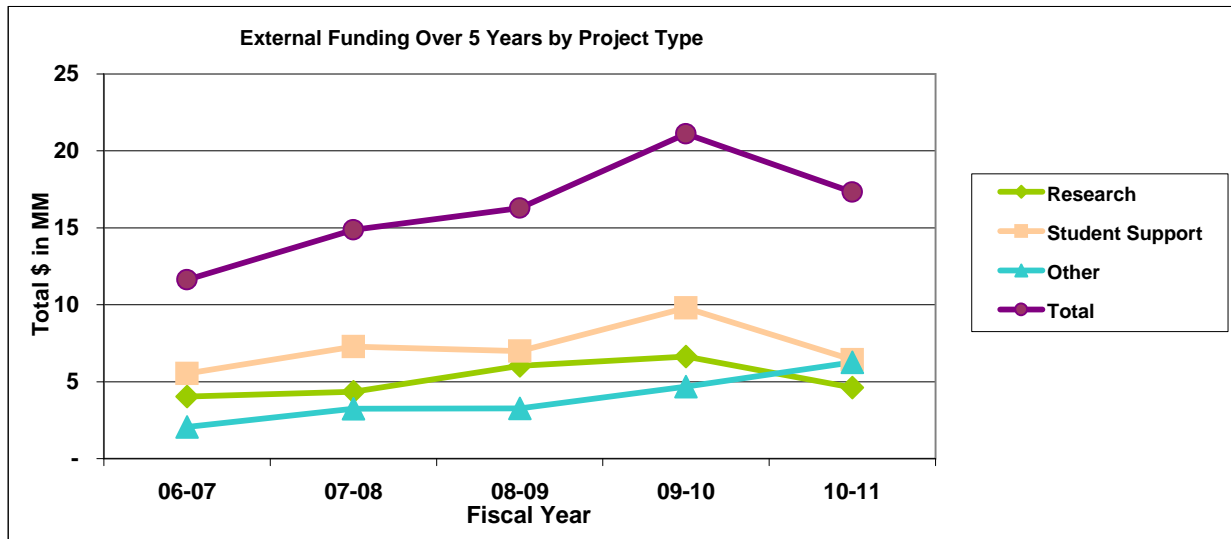
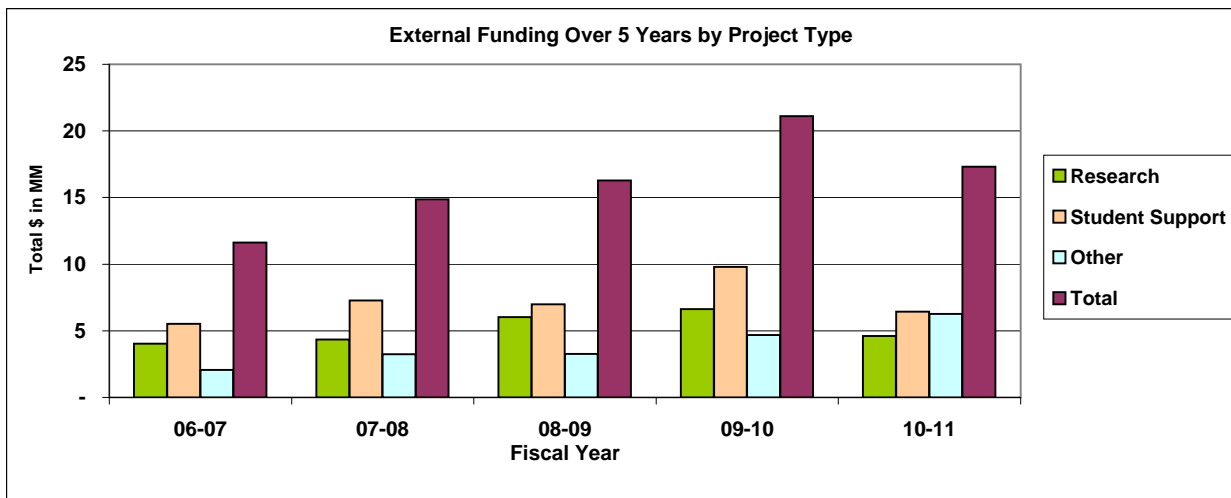


Lakeside Campuses
External Funding Over 5 Years by Project Type

Total Dollars							
Fiscal Year	Research	Student Support	Other	Total	Percent Research	Percent Student Support	Percent Other
06-07	4,032,213	5,524,161	2,068,337	11,624,711	34.7%	47.5%	17.8%
07-08	4,342,211	7,275,311	3,244,550	14,862,072	29.2%	49.0%	21.8%
08-09	6,032,759	6,983,570	3,261,749	16,278,078	37.1%	42.9%	20.0%
09-10	6,624,667	9,791,324	4,686,139	21,102,129	31.4%	46.4%	22.2%
10-11	4,618,064	6,432,996	6,267,911	17,318,971	26.7%	37.1%	36.2%

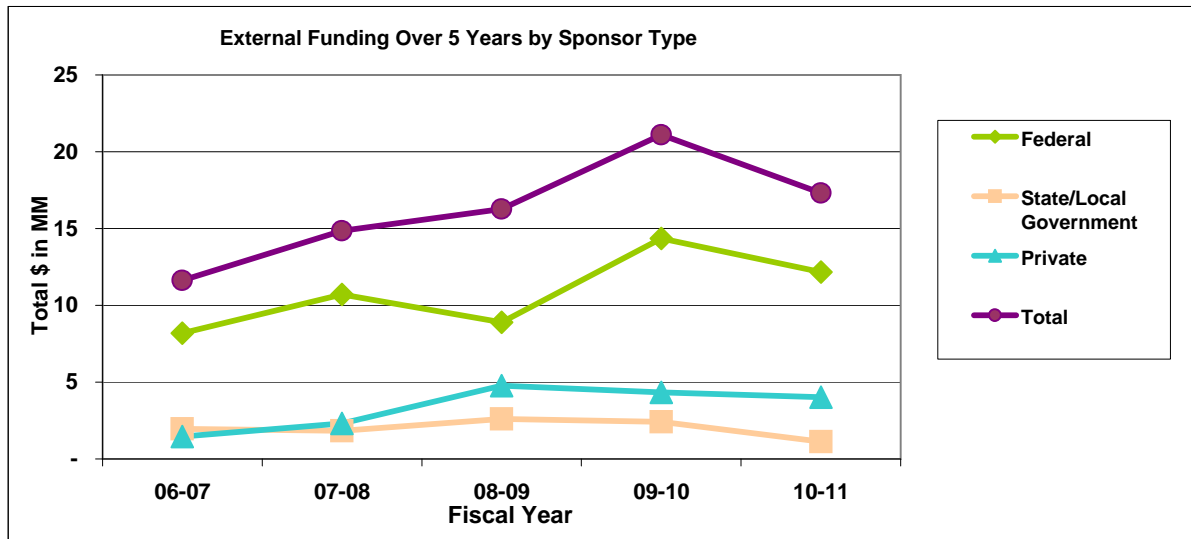
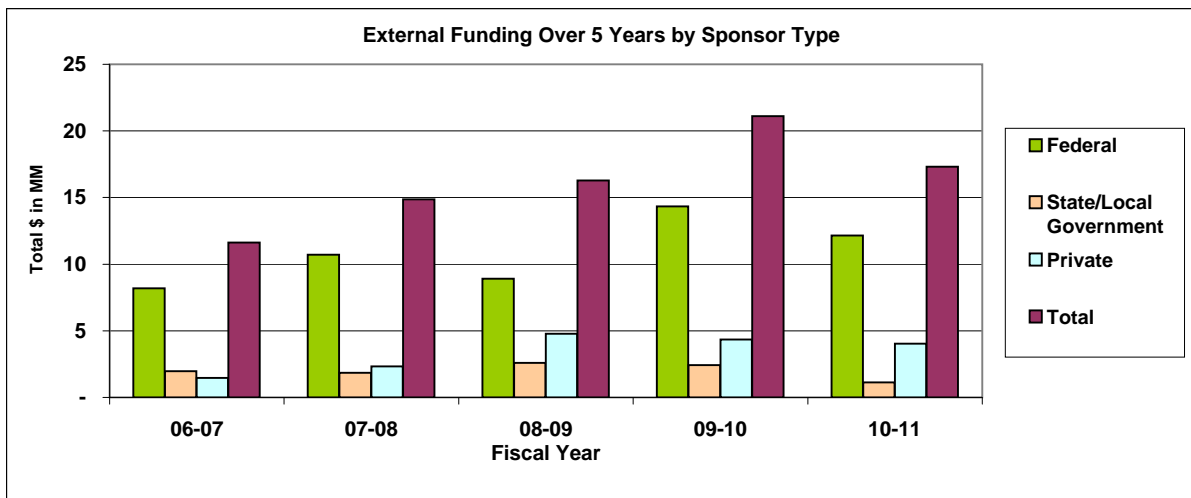
Total # of Awards							
Fiscal Year	Research	Student Support	Other	Total	Percent Research	Percent Student Support	Percent Other
06-07	41	32	31	104	39.4%	30.8%	29.8%
07-08	51	39	35	125	40.8%	31.2%	28.0%
08-09	62	32	39	133	46.6%	24.1%	29.3%
09-10	62	40	48	150	41.3%	26.7%	32.0%
10-11	55	34	44	133	41.4%	25.6%	33.1%



Lakeside Campuses
External Funding Over 5 Years by Sponsor Type

Total Dollars							
Fiscal Year	Federal	State/Local Government	Private	Total	Percent Federal	Percent State/Local Government	Percent Private
06-07	8,193,930	1,962,068	1,468,713	11,624,711	70.5%	16.9%	12.6%
07-08	10,700,824	1,840,386	2,320,862	14,862,072	72.0%	12.4%	15.6%
08-09	8,902,505	2,605,405	4,770,168	16,278,078	54.7%	16.0%	29.3%
09-10	14,345,838	2,417,730	4,338,561	21,102,129	68.0%	11.5%	20.6%
10-11	12,160,816	1,131,640	4,026,515	17,318,971	70.2%	6.5%	23.2%

Total # of Awards							
Fiscal Year	Federal	State/Local Government	Private	Total	Percent Federal	Percent State/Local Government	Percent Private
06-07	41	25	38	104	39.4%	24.0%	36.5%
07-08	55	17	53	125	44.0%	13.6%	42.4%
08-09	46	24	63	133	34.6%	18.0%	47.4%
09-10	61	29	60	150	40.7%	19.3%	40.0%
10-11	58	20	55	133	43.6%	15.0%	41.4%



Lakeside Campuses

Dollar Amount of Awards, By College/School, from FY07-FY11

School	\$ Awarded Per Year				
	06-07	07-08	08-09	09-10	10-11
Arts & Sciences	2,090,158	3,209,681	2,811,113	4,159,963	2,350,268
Business	99,000	250,000	249,502	292,773	275,417
Communication	N/A	N/A	N/A	45,000	125,235
Ctr. for Sci./Math.	1,167,139	1,995,225	2,299,750	3,452,988	1,571,120
CUERP	10,000	57,500	102,877	24,623	935,603
CURL	260,388	426,286	1,333,292	651,525	665,036
Education	2,430,683	3,620,118	2,957,010	5,564,476	5,022,636
Hank Center	N/A	N/A	N/A	40,000	50,000
IPS	0	0	1,000,000	525,000	0
Law	291,358	545,605	1,010,156	266,881	1,738,237
Parmlly	806,992	207,759	0	207,759	N/A
Prof. Studies	0	65,000	50,000	50,000	50,000
Social Work	476,757	273,346	314,625	269,985	182,140
Student Dev.	N/A	N/A	N/A	423,637	133,731
Other*	4,002,236	4,269,053	4,252,630	5,139,643	4,219,548
Total**	11,624,711	14,862,072	16,278,078	21,102,129	17,318,971

Number of Awards, By College/School, from FY07-FY11

School	# of Awards Per Year				
	06-07	07-08	08-09	09-10	10-11
Arts & Sciences	30	45	39	43	39
Business	1	1	1	4	2
Communication	N/A	N/A	N/A	1	4
Ctr. for Sci./Math.	10	11	12	13	11
CUERP	1	4	2	2	2
CURL	10	7	16	9	8
Education	12	20	22	23	27
Hank Center	N/A	N/A	N/A	1	1
IPS	0	0	1	2	0
Law	7	5	5	4	6
Parmlly	4	1	0	1	N/A
Prof. Studies	0	2	1	1	1
Social Work	10	10	18	22	11
Student Dev.	N/A	N/A	N/A	4	3
Other*	20	23	18	21	18
Total**	104	125	133	150	133

* Other includes Administration, Graduate School, Libraries, Provost's Office, and the one NIH grant to Nursing that is still being administered by ORS-Lakeside.

**NOTE: Individual college/school totals may double-count awards when a PI has a joint appointment; however, overall "totals" are adjusted to eliminate this duplication.

Abbreviations:

CUERP Center for Urban Environmental Research and Policy
 CURL Center for Urban Research and Learning
 Hank Center Joan and Bill Hank Center for the Catholic Intellectual Heritage

Lakeside Campuses

Dollar Amount of Awards, By College/School and by Project Type, FY11

School	Total Dollars				Percent Research	Percent Student Support	Percent Other
	Research	Student Support	Other	Total			
Arts & Sciences	2,038,149	90,000	222,119	2,350,268	86.7%	3.8%	9.5%
Business	275,417			275,417	100.0%	0.0%	0.0%
Communication			125,235	125,235	0.0%	0.0%	100.0%
Ctr. for Sci./Math.	25,829	1,495,820	49,471	1,571,120	1.6%	95.2%	3.1%
CUERP	935,603			935,603	100.0%	0.0%	0.0%
CURL	665,036			665,036	100.0%	0.0%	0.0%
Education	644,047	898,083	3,480,506	5,022,636	12.8%	17.9%	69.3%
Hank Center			50,000	50,000	0.0%	0.0%	100.0%
IPS				0	0.0%	0.0%	0.0%
Law			1,738,237	1,738,237	0.0%	0.0%	100.0%
Prof. Studies		50,000		50,000	0.0%	100.0%	0.0%
Social Work	(2,617)	109,546	75,211	182,140	-1.4%	60.1%	41.3%
Student Dev.		133,731		133,731	0.0%	100.0%	0.0%
Other*	36,600	3,655,816	527,132	4,219,548	0.9%	86.6%	12.5%
Total**	4,618,064	6,432,996	6,267,911	17,318,971	26.7%	37.1%	36.2%

Number of Awards, By College/School and by Project Type, FY11

School	Total # of Awards				Percent Research	Percent Student Support	Percent Other
	Research	Student Support	Other	Total			
Arts & Sciences	29	1	9	39	74.4%	2.6%	23.1%
Business	2			2	100.0%	0.0%	0.0%
Communication			4	4	0.0%	0.0%	100.0%
Ctr. for Sci./Math.	2	8	1	11	18.2%	72.7%	9.1%
CUERP	2			2	100.0%	0.0%	0.0%
CURL	8			8	100.0%	0.0%	0.0%
Education	10	8	9	27	37.0%	29.6%	33.3%
Hank Center			1	1	0.0%	0.0%	100.0%
IPS				0	0.0%	0.0%	0.0%
Law			6	6	0.0%	0.0%	100.0%
Prof. Studies		1		1	0.0%	100.0%	0.0%
Social Work	1	5	5	11	9.1%	45.5%	45.5%
Student Dev.		3		3	0.0%	100.0%	0.0%
Other*	1	8	9	18	5.6%	44.4%	50.0%
Total**	55	34	44	133	41.4%	25.6%	33.1%

* Other includes Administration, Graduate School, and Provost's Office.

Abbreviations:

CUERP Center for Urban Environmental Research and Policy
 CURL Center for Urban Research and Learning
 Hank Center Joan and Bill Hank Center for the Catholic Intellectual Heritage

Lakeside Campuses

Dollar Amount of Awards, By College/School and by Sponsor Type, FY11

School	Total Dollars				Percent Federal	Percent State/Local Government	Percent Private
	Federal	State/Local Government	Private	Total			
Arts & Sciences	1,955,090	67,412	327,766	2,350,268	83.2%	2.9%	13.9%
Business	25,417		250,000	275,417	9.2%	0.0%	90.8%
Communication			125,235	125,235	0.0%	0.0%	100.0%
Ctr. for Sci./Math.	726,003	402,110	443,007	1,571,120	46.2%	25.6%	28.2%
CUERP	935,603			935,603	100.0%	0.0%	0.0%
CURL	165,136	36,400	463,500	665,036	24.8%	5.5%	69.7%
Education	4,456,602	388,730	177,304	5,022,636	88.7%	7.7%	3.5%
Hank Center			50,000	50,000	0.0%	0.0%	100.0%
IPS				0	0.0%	0.0%	0.0%
Law	137,771		1,600,466	1,738,237	7.9%	0.0%	92.1%
Prof. Studies			50,000	50,000	0.0%	0.0%	100.0%
Social Work	78,546	64,988	38,606	182,140	43.1%	35.7%	21.2%
Student Dev.			133,731	133,731	0.0%	0.0%	100.0%
Other*	3,680,648	172,000	366,900	4,219,548	87.2%	4.1%	8.7%
Total**	12,160,816	1,131,640	4,026,515	17,318,971	70.2%	6.5%	23.2%

Number of Awards, By College/School and by Sponsor Type, FY11

School	Total # of Awards				Percent Federal	Percent State/Local Government	Percent Private
	Federal	State/Local Government	Private	Total			
Arts & Sciences	23	4	12	39	59.0%	10.3%	30.8%
Business	1		1	2	50.0%	0.0%	50.0%
Communication			4	4	0.0%	0.0%	100.0%
Ctr. for Sci./Math.	3	3	5	11	27.3%	27.3%	45.5%
CUERP	2			2	100.0%	0.0%	0.0%
CURL	3	1	4	8	37.5%	12.5%	50.0%
Education	15	3	9	27	55.6%	11.1%	33.3%
Hank Center			1	1	0.0%	0.0%	100.0%
IPS				0	0.0%	0.0%	0.0%
Law	2		4	6	33.3%	0.0%	66.7%
Prof. Studies			1	1	0.0%	0.0%	100.0%
Social Work	2	4	5	11	18.2%	36.4%	45.5%
Student Dev.			3	3	0.0%	0.0%	100.0%
Other*	7	5	6	18	38.9%	27.8%	33.3%
Total**	58	20	55	133	43.6%	15.0%	41.4%

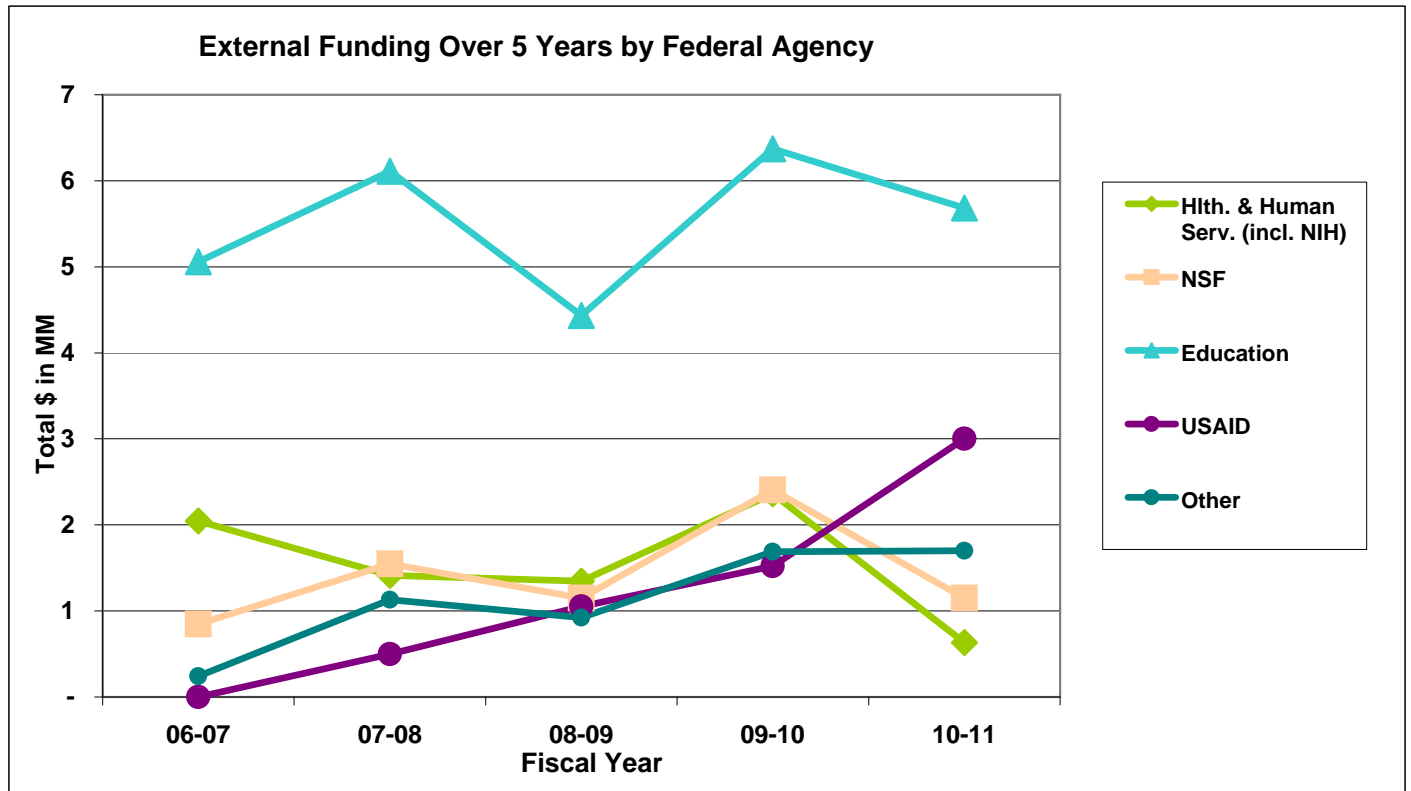
* Other includes Administration, Graduate School, and Provost's Office.

Abbreviations:

CUERP Center for Urban Environmental Research and Policy
 CURL Center for Urban Research and Learning
 Hank Center Joan and Bill Hank Center for the Catholic Intellectual Heritage

Lakeside Campuses
External Funding Over 5 Years by Federal Agency

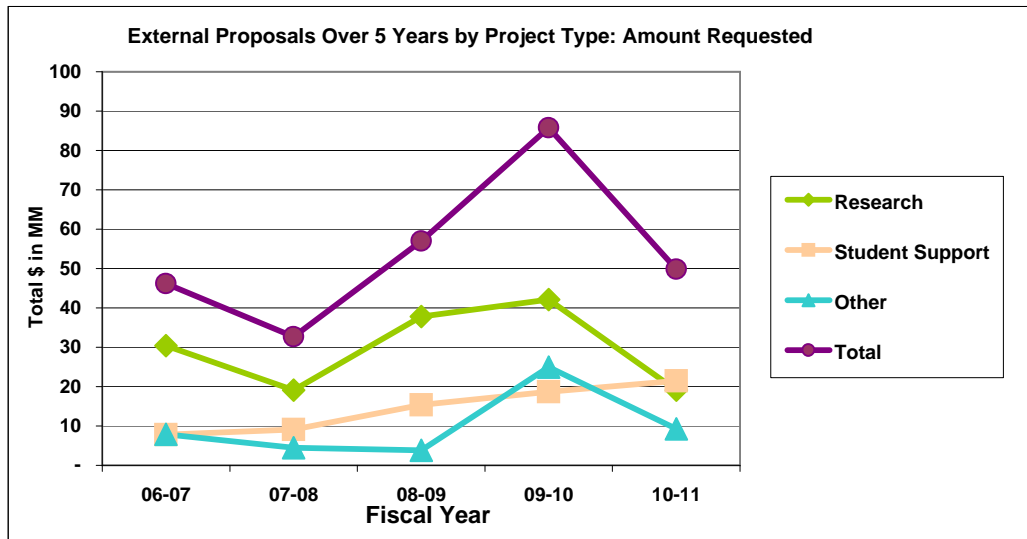
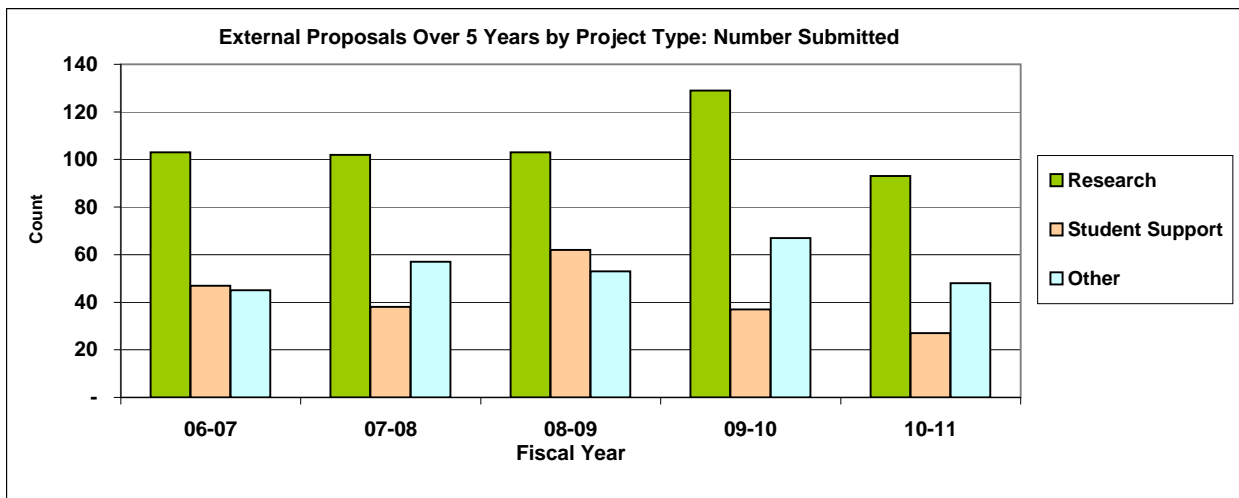
Total Dollars						
Fiscal Year	Hlth. & Human Serv. (incl. NIH)	NSF	Education	USAID	Other	Total
06-07	2,045,751	846,977	5,058,548	0	242,654	8,193,930
07-08	1,413,428	1,546,126	6,110,623	500,000	1,130,647	10,700,824
08-09	1,345,115	1,148,186	4,435,111	1,051,379	922,714	8,902,505
09-10	2,360,922	2,404,757	6,369,909	1,521,399	1,688,852	14,345,838
10-11	631,314	1,148,032	5,682,518	3,000,000	1,698,952	12,160,816



Lakeside Campuses
External Proposals Over 5 Years by Project Type

Fiscal Year	Total Dollars Requested			Total	Percent Research	Percent Student Support	Percent Other
	Research	Student Support	Other				
06-07	30,435,927	7,822,148	7,900,170	46,158,245	65.9%	16.9%	17.1%
07-08	19,078,520	9,116,369	4,454,065	32,648,954	58.4%	27.9%	13.6%
08-09	37,783,528	15,360,585	3,822,681	56,966,794	66.3%	27.0%	6.7%
09-10	42,129,599	18,738,342	24,926,791	85,794,732	49.1%	21.8%	29.1%
10-11	19,107,807	21,448,615	9,250,793	49,807,215	38.4%	43.1%	18.6%

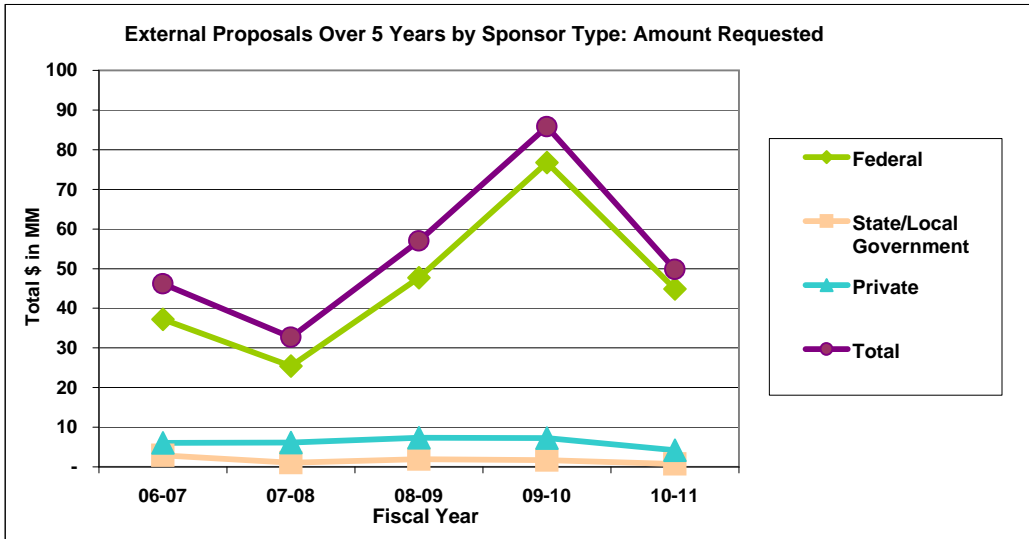
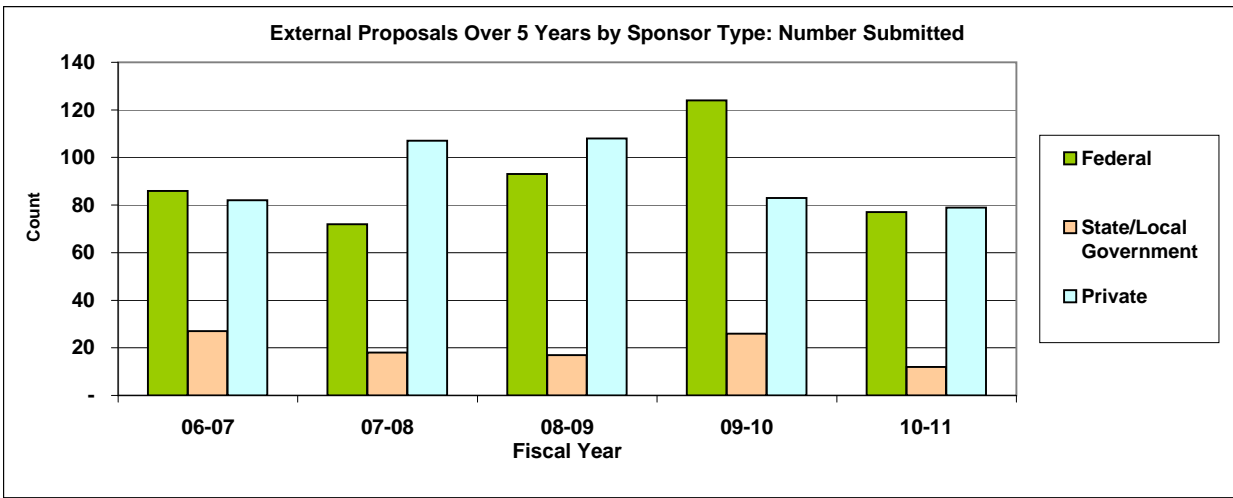
Fiscal Year	Total # of Proposals			Total	Percent Research	Percent Student Support	Percent Other
	Research	Student Support	Other				
06-07	103	47	45	195	52.8%	24.1%	23.1%
07-08	102	38	57	197	51.8%	19.3%	28.9%
08-09	103	62	53	218	47.2%	28.4%	24.3%
09-10	129	37	67	233	55.4%	15.9%	28.8%
10-11	93	27	48	168	55.4%	16.1%	28.6%



Lakeside Campuses
External Proposals Over 5 Years by Sponsor Type

Total Dollars Requested							
Fiscal Year	Federal	State/Local Government	Private	Total	Percent Federal	Percent State/Local Government	Percent Private
06-07	37,226,970	2,874,351	6,056,924	46,158,245	80.7%	6.2%	13.1%
07-08	25,462,072	1,013,204	6,173,678	32,648,954	78.0%	3.1%	18.9%
08-09	47,687,070	1,941,556	7,338,168	56,966,794	83.7%	3.4%	12.9%
09-10	76,787,909	1,727,572	7,279,251	85,794,732	89.5%	2.0%	8.5%
10-11	44,850,251	723,039	4,233,925	49,807,215	90.0%	1.5%	8.5%

Total # of Proposals							
Fiscal Year	Federal	State/Local Government	Private	Total	Percent Federal	Percent State/Local Government	Percent Private
06-07	86	27	82	195	44.1%	13.8%	42.1%
07-08	72	18	107	197	36.5%	9.1%	54.3%
08-09	93	17	108	218	42.7%	7.8%	49.5%
09-10	124	26	83	233	53.2%	11.2%	35.6%
10-11	77	12	79	168	45.8%	7.1%	47.0%



Lakeside Campuses

Requested Amount of Proposals, By College/School, from FY07-FY11

School	Total Dollars Requested				
	06-07	07-08	08-09	09-10	10-11
Arts & Sciences	23,341,717	15,169,204	24,017,107	29,558,232	15,744,258
Business	1,218,044	248,749	1,713,817	58,211	112,935
Communication	N/A	N/A	N/A	9,124,268	2,680,872
Ctr. for Sci./Math.	6,216,464	636,909	6,690,074	4,129,874	1,325,193
CHRC	N/A	N/A	N/A	1,057,355	0
CUERP	263,328	199,454	219,224	7,306,082	1,557,427
CURL	472,182	2,109,630	1,862,185	1,763,011	1,513,215
Education	6,542,774	6,058,628	4,720,325	15,123,799	6,004,939
Hank Center	N/A	N/A	N/A	40,000	71,230
IPS	0	0	1,550,000	0	0
Law	870,869	438,683	1,674,329	4,458,908	11,383,244
Prof. Studies	785,511	15,000	99,999	1,003,089	0
Social Work	2,575,954	3,117,845	4,783,798	2,117,956	620,124
Other*	4,134,730	4,854,306	9,855,160	10,053,947	8,793,778
Total**	46,158,245	32,648,954	56,966,794	85,794,732	49,807,215

Number of Proposals Submitted, By College/School, from FY07-FY11

School	Total # of Proposals				
	06-07	07-08	08-09	09-10	10-11
Arts & Sciences	88	83	88	102	79
Business	5	4	2	4	3
Communication	N/A	N/A	N/A	3	6
Ctr. for Sci./Math.	11	4	15	17	11
CHRC	N/A	N/A	N/A	3	0
CUERP	6	4	1	7	4
CURL	11	20	14	10	10
Education	16	22	27	29	22
Hank Center	N/A	N/A	N/A	1	2
IPS	0	0	3	0	0
Law	6	7	4	9	7
Prof. Studies	4	1	1	2	0
Social Work	22	24	27	20	10
Other*	32	32	37	26	14
Total**	195	197	218	233	168

* Other includes Administration, Graduate School, Libraries, Provost's Office, and the one NIH grant to Nursing that is still being administered by ORS-Lakeside.

Abbreviations:

CHRC	Center for the Human Rights of Children
CUERP	Center for Urban Environmental Research and Policy
CURL	Center for Urban Research and Learning
Hank Center	Joan and Bill Hank Center for the Catholic Intellectual Heritage

Lakeside Campuses
Internal Awards, FY 07 to FY 11

Fiscal Year	Publication Assist/Book Subvention	Research Support Grants	Multidisciplinary Grants	Miscellaneous (incl. Stat. Consulting)	Total
06-07	8,284	90,182	N/A	53,157	151,623
07-08	10,388	86,690	N/A	12,048	109,126
08-09	7,875	66,763	44,200	11,898	86,536
09-10	21,004	39,337	144,936	12,528	217,805
10-11	20,415	44,101	125,000	2,880	192,396

