











SQ5R SYSTEM FOR READING AND STUDYING

1. SURVEY		<p>Check organization of content, headings, subheading, and side-bars.</p> <p>Look over maps, diagrams, and charts.</p> <p>Read introduction and conclusion.</p>
2. QUESTION		<p>Ask yourself what you want to learn from this reading.</p> <p>Ask questions about headings, subheadings as you work through them.</p> <p>Form questions about each section. Try "who, what, when, where, why, and how" questions. How does this section relate to the others?</p>
3. READ		<p>Read material in chunks.</p> <p>Look for the answers to your questions as you read.</p>
4. RECITE		<p>Check your recall of the material.</p> <p>Can you answer the questions you formulated? Put the material into your own words. Talk about what you have read.</p>
5. RECORD		<p>Highlight key words or phrases.</p> <p>Record key points of what you have learned using your preferred method of <u>note-taking</u>.</p>
		<p>Repeat steps 2,3,4, & 5 for each section of material.</p>
6. REVIEW		<p>After you have read the whole assignment, look over your notes.</p> <p>Go for the large picture.</p> <p>Notice how the ideas are linked.</p> <p>Try to recall the main points.</p> <p>What are the subpoints for those main points?</p>
7. REFLECT		<p>How does the material you learned fit in with what you already know?</p> <p>Consider class notes, previous learning, and class discussion.</p>

PRACTICE USING THE SQ5R SYSTEM

- 1. Survey the chapter taking only about 2 minutes per 10 pages. What are the main ideas in the reading? What do you expect to learn?**

- 2. Write down 5-10 questions which if you knew the answers, you would understand the main ideas of the reading.**

- 3. How does this material fit in with what you already know?**
