The background of the slide is a detailed architectural floor plan. In the top left corner, a desk lamp with a silver base and a glass shade is positioned over the drawing. The drawing itself shows various rooms and features, including a 'STONE WALL', a 'LAUNDRY' room, a 'BED RM 2' measuring 10'0" x 12'4", and a 'BALCONY ABOVE'. Dimensions like '56'-8"' and '16'-0"' are also visible. In the bottom left, there is a silver compass and a yellow ruler. In the bottom right, there are three markers: one with a green cap, one with a blue cap, and one with a red cap. A large, light blue arrow points from the bottom right towards the center of the slide.

# Systems Approach to ELL Development

By: Miriam Tullgren  
Christina Sylvester  
Jasmine Puthusseril

A desk with a lamp, a ruler, and a pen over a blueprint. The lamp is in the top left corner, casting light on the blueprint. A ruler is positioned vertically on the right side of the blueprint. A pen is lying horizontally at the bottom of the blueprint. The blueprint itself has various technical drawings and text, including a circular diagram at the top center and a rectangular diagram on the right side.

**“The problem with  
communication ... is the  
*illusion* that it has been  
accomplished.”**

George Bernard Shaw

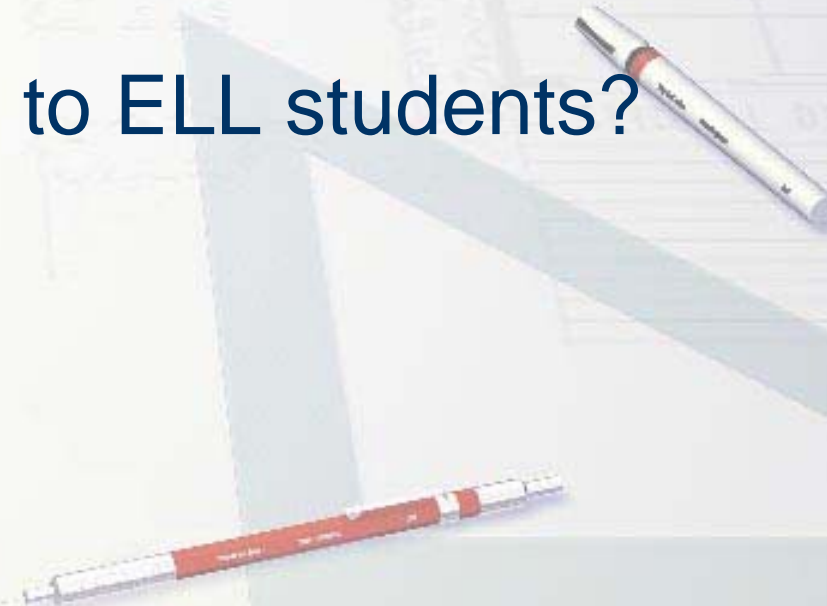
A desk with a lamp, a ruler, and markers. The background is a brick wall. The desk is white and has a blue lamp on the left, a blue ruler on the right, and two red markers on the right. The text is centered on the desk.

# First, let's play! :)

- Challenge- Get the hula-hoop around the human circle as many times as possible in 3 minutes but there's one catch: There's an obstacle.



# Debriefing Session

- ❖ What were the challenges to this activity?
  - ❖ How could we overcome these challenges?
  - ❖ What is the connection to ELL students?
- 

The background of the slide is a photograph of a desk. In the top left corner, there is a silver desk lamp with a glass shade. The desk surface is covered with a large sheet of paper that has some faint, illegible text and diagrams on it. A blue ruler is placed horizontally across the lower right portion of the paper. A red and white pen lies on the desk near the ruler. The background wall is made of red bricks.

# Situation

- ❖ Current ELL program
- ❖ Problematic Aspects
- ❖ Desired Change

A desk with a lamp, a blueprint, a set square, and markers. The background is a brick wall. The desk is covered with a large blueprint or architectural drawing. A desk lamp is in the top left corner. A set square is in the bottom right corner. Two markers are also visible on the desk.

# Inputs

- ❖ Personnel
- ❖ Theory and Knowledge
- ❖ Legal structure
- ❖ Other groups



# Transformation Process

- ❖ System 4 Organization
- ❖ Research
- ❖ Communication
- ❖ Structure
- ❖ Change: Implementation of Language Development Plan

A desk with a lamp, a ruler, and a pen. The background is a brick wall. The desk is white and has a lamp on the left, a ruler on the right, and a pen on the bottom right. The text is overlaid on the desk.

# A Jigsaw

## ❖ *National Center for Culturally Responsive Educational Systems* by Coutinho and Oswald

o *Focus Question:*

- *What are the three most important aspects of the selected excerpt?*





# Timeline of Language Development Plan (LDP)

## ❖ August:

- Placement Services Summary (Appendices # 2):  
Classroom Teacher and ELL teacher, Administrator  
in attendance

## ❖ October and May:

- Present Levels of Academic Achievement and  
Functional Performance (Appendices # 3):  
Classroom Teacher

## ❖ End of Trimesters 1&2 (Progressively):

- LDP Conference Goals (Appendices #4):  
Classroom Teacher and ELL Teacher



# Resources

- Time
  - In-service/Articulation: 5 per year
- People:
  - General Education teachers, ELL teacher (minimum of 1), Transformational Leader
- Facilities:
  - General meeting space
- Money:
  - Staffing considerations and minimal cost of photo copies



The background of the slide is a photograph of a desk. In the top left corner, there is a desk lamp with a white shade. The desk surface is covered with a large sheet of paper that has some faint, illegible text and a grid pattern. A blue ruler is placed horizontally across the middle of the paper. A red and white pen lies on the paper in the bottom right corner. The background wall is made of red bricks.

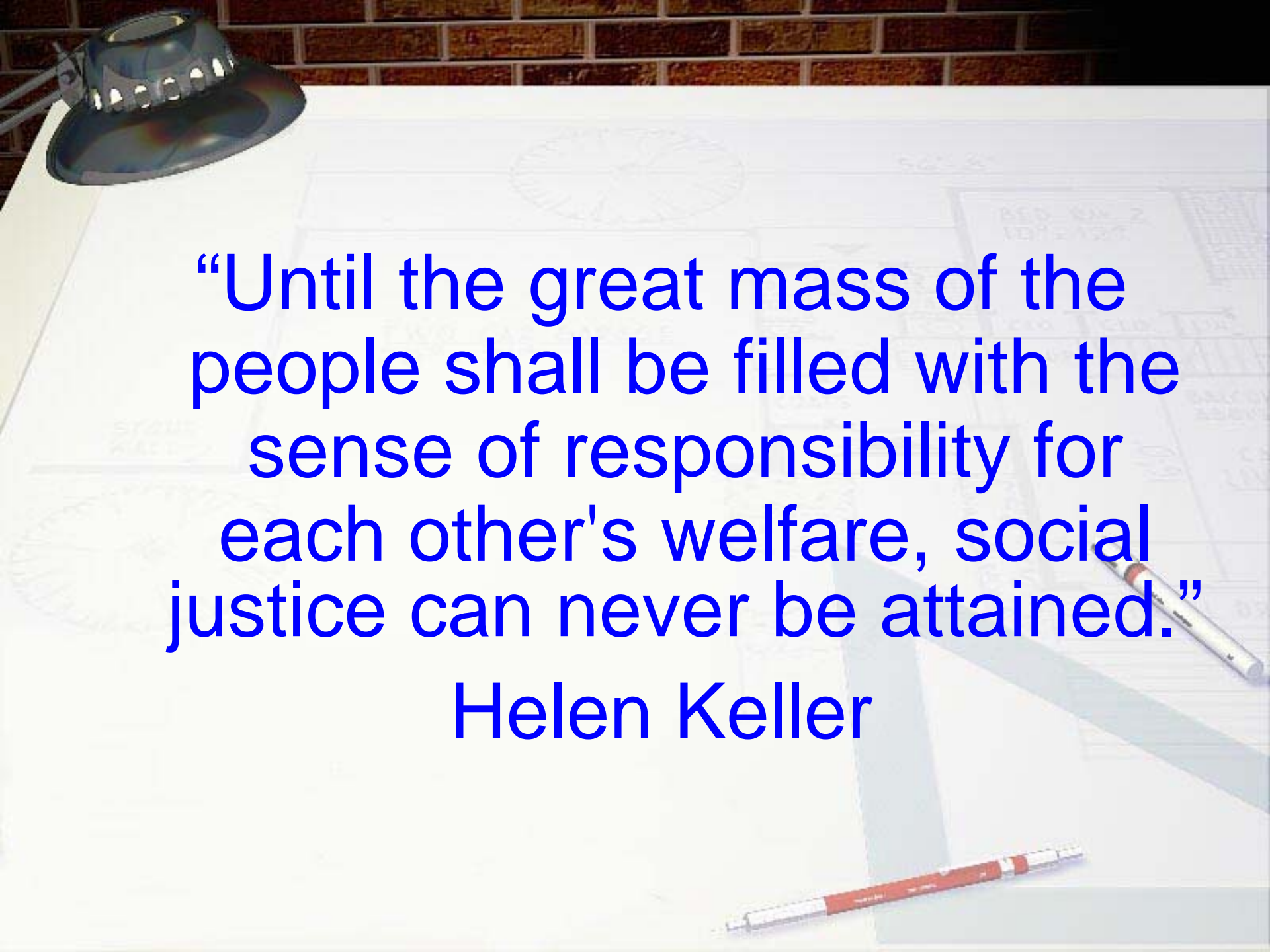
# Output

- ❖ Teacher performance
- ❖ School-community relations
- ❖ Student achievement
- ❖ Student attitudes toward school



# Wrap Up

- ❖ What is the connection of the activity to ELL students?
  - ❖ How do you think the implementation of a communication system would benefit the program at your school?
  - ❖ Why implement a program when we are not legally bound?
- 
- 

A desk with a lamp, a ruler, and a pen. The background is a brick wall. The desk is covered with a white sheet of paper. A blue desk lamp is in the top left corner. A ruler is in the bottom right corner. A pen is in the bottom right corner. The text is in the center of the page.

“Until the great mass of the people shall be filled with the sense of responsibility for each other's welfare, social justice can never be attained.”

Helen Keller