

ITS Executive Steering Committee (ITESC)

Agenda and Materials
December 14, 2007



Preparing people to lead extraordinary lives

Agenda

- Subcommittee Reports
 - Academic Technology Services – Carol Scheidenhelm
 - Personal Information Risk Group – Joe Bazeley
 - Architecture Review Board – Jim Sibenaller
 - Project Review Board – Kevin Smith
 - Event Management Solutions Discussion
- LUMC Updates – Art Krumrey
- FY08, Q3-Q4 Prioritization
- Year-end Reception



Event Management Solutions Update

Advancement

- Key Requirements: (29)
 - Invitations/Nametags/Seatings
 - Individual Registration
 - Customizable
 - Multi-tiered pricing
 - “Send to a Friend”
 - “Who’s Attending”
 - Personalized email to registrants
 - Budget/Task Tracker
 - Web based
- Current Vendor of Interest: C-Vent (hosted)
- Why? Meets all 29 requirements
- Estimated Costs:

Software Licensing	\$5,000
Annual Maintenance Fee	\$1,500
Add'l login/email	\$2,000
Reg fees (10,000 @ \$3each)	\$30,000
Hardware (hosted)	
Consulting (unknown)	
FY08 Total	\$38,500
Annual Fees	\$23,725

Conference Services

- Key Requirements: (38)
 - Interface with R25
 - Housing Management
 - Group communications
 - Group & Individual invoicing
 - Marketing at Company level
 - Work lists
- Current Vendor of Interest: Kinetics and R25
- Why? 31 of 38 Requirements Met; 3 Partially Met; 4 Not Met
- Catering services will use system
- Estimated Costs:

Software Licensing	\$40,000
1st year maintenance	\$2,500
Annual Maintenance Fee	\$5,000
R25 Interface no charge	
FY08 Total	\$47,500
Annual fees	\$5,000

Agenda

- Subcommittee Reports
 - Academic Technology Services – Carol Scheidenhelm
 - Personal Information Risk Group – Joe Bazeley
 - Architecture Review Board – Jim Sibenaller
 - Project Review Board – Kevin Smith
 - Event Management Solutions Discussion
- LUMC Updates – Art Krumrey
- **FY08, Q3-Q4 Prioritization**
- Year-end Reception



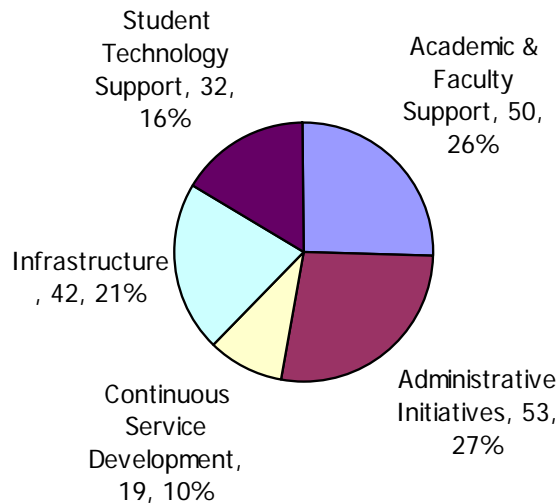
FY08 POR Tracking

POR Activity	Count	
Original FY08 Q1-Q2 POR	143	
New Projects	53	
Revised FY08 Q1-Q2 POR	196	
Completed Projects	(61)] 80 Completed
Scheduled Completion by 12/31	(19)	
On Hold	(6)	
Rollover Projects	110	
New Projects not Started	15	
FY08 Q3-Q4 POR	125	



FY08 Q1-Q2 Completed Projects

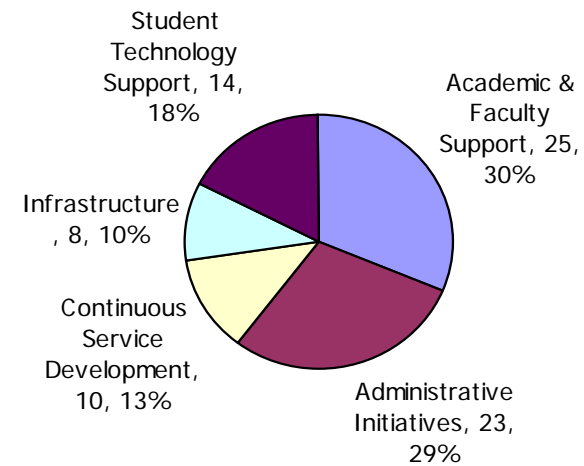
FY08 Q1-Q2 Projects by Strategic Alignment



Data as of 12/13/2007

196 Projects

FY08 Q1-Q2 Completed Projects by Strategic Alignment



Projected Data as of 12/13/2007

80 Projects

Strategic Category	Completed Count	Completed Percent	Portfolio Percent	Net Difference
Academic & Faculty Support	25	31%	26%	6%
Administrative Initiatives	23	29%	27%	2%
Continuous Service Development	10	13%	10%	3%
Infrastructure	8	10%	21%	-11%
Student Technology Support	14	18%	16%	1%
	80			

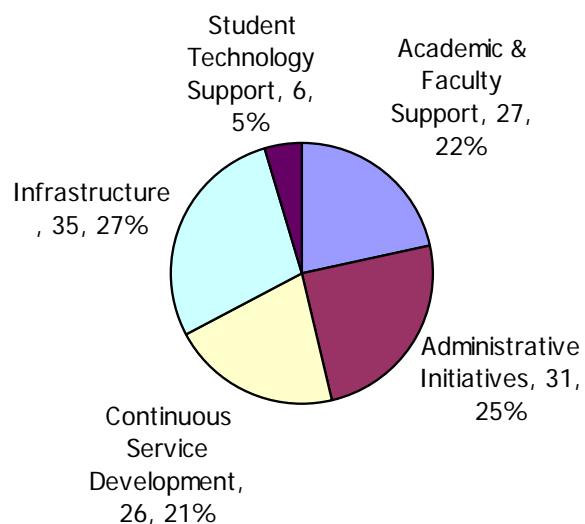


Preparing people to lead extraordinary lives

Draft

FY08 Q3-Q4 Plan of Record

FY08 Q3-Q4 Projects by Strategic Alignment

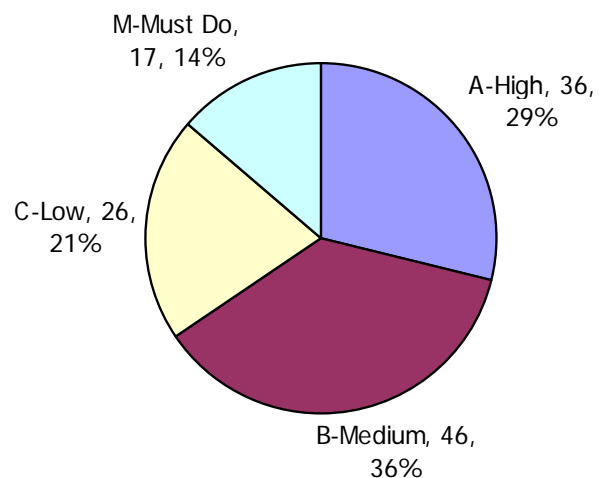


Data as of 12/13/2007

125 Projects

Strategic Alignment	Count	Percent
Academic & Faculty Support	27	22%
Administrative Initiatives	31	25%
Continuous Service Development	26	21%
Infrastructure	35	28%
Student Technology Support	6	5%
	125	

FY08 Q3-Q4 Projects by Priority



Data as of 12/13/2007

125 Projects

Priority	Count	Percent
A-High	36	29%
B-Medium	46	37%
C-Low	26	21%
M-Must Do	17	14%
	125	



Preparing people to lead extraordinary lives

New Prioritization Features

- Project Groupings (shown as “Program Number”) will receive one ranking
- Institutional Impact Statements created for all A & M priority projects
- T-Shirt Sizing complete for 41 new projects

T-Shirt Sizing Completed	Count
A-High	15
B-Medium	13
C-Low	11
M-Must Do	2
	<hr/> 41
Completed	23
	<hr/> <hr/> 64

T-Shirt Sizing	Size	Count
Small	< 5 Days	4
Medium	5-60 Days	28
Large	> 60 Days	9
		<hr/> 41

