

## LUROP Student Survey, Summer 2012

Dear LUROP Fellow,

You are being asked to respond to a survey about your experience as an undergraduate research fellow through one of the LUROP fellowships. The purpose of the survey is to gather information about and for the program, not to evaluate you or your mentor as individuals. The survey is anonymous.

1. Which Loyola Undergraduate Research Opportunities Program (LUROP) did you participate in during summer 2012?

Drop down menu:

Biology Summer Research Fellowship

Provost Fellowship for Undergraduate Research

Research Mentoring Program (through the Graduate School)

Women in Science Enabling Research (WISER)

2. On average, how many hours a week did you spend on your project?

0

1-3

4-6

7-10

10+

Not applicable

3. Was this number of hours appropriate for the research project?

*(Yes, No, Please Explain)*

4. What attracted you to this research fellowship? *(check all that apply)*

Interest in the subject matter

Interest in working with a particular mentor

To fulfill a curricular requirement

To improve research knowledge and skills

To prepare for graduate school

5. How much did you gain in the following areas as a result of your recent research experience?

*(Answers are ranked: great gain, moderate gain, a little gain, no gain, N/A)*

Learning research methodologies

Understanding theory and concepts in your field

Research ethics/responsible conduct of research

Knowledge of current and important scholarship

Understanding the relevance of my research to my coursework

Explaining my research to others in the field

Explaining my research to a general audience  
Ability to work collaboratively  
Ability to work autonomously

6. To what extent did your research fellowship help you learn or develop in the areas of:  
(Answers are ranked: very much, somewhat, not very much, not at all)

Personal growth  
Ability to work with others  
Leadership skills  
Communication skills  
Understanding cultural and racial differences  
Social responsibility and citizenship  
Community involvement  
Applying knowledge to the “real world”  
Problem analysis and critical thinking  
Social self-confidence  
Conflict resolution  
Ability to assume personal responsibility  
Development of caring relationships  
Gaining the trust of others  
Empathy and sensitivity to the plight of others  
Workplace skills  
Ability to make a difference in the world  
Skills in learning from experience  
Organization skills  
Connecting theory with practice

7. To what extent did your primary mentor do the following?:  
(Strongly agree, agree, disagree, strongly disagree, not applicable)

Provided regular, constructive feedback  
Was available and spent adequate time with me  
Taught me the skills needed to succeed on the project  
Gave useful advice about my academic or professional career  
Provided adequate opportunities to meet colleagues in my field

8. To what extent do you agree with this statement?: Overall, I benefitted from the relationship with my primary mentor.  
(Strongly agree, agree, disagree, strongly disagree)

9. Please respond to the following statements:

*(Answers are ranked: Strongly agree, agree, disagree, strongly disagree)*

I am interested in graduate study

I am interested in a professional career outside of graduate study

I am more interested in graduate study as a result of my research experience

I am less interested in graduate study as a result of my research experience

I am more informed about options for graduate study

I better understand what will be expected of me in graduate school

I am more equipped with the skills needed to be successful in graduate school

I am more informed about career options outside of graduate school

10. What was the biggest benefit to you by participating in this research fellowship?

11. In what way could this fellowship program change to ensure students get the most out of it?

12. In which of the following resources would you be most interested? *(rank the following from 1 to 5, 1 being the most likely and 5 the least likely)*

Training and information on presenting your research at conferences

Training and information on publishing your research

Training and information on external research opportunities

Training and information on applying to graduate school

13. Please respond to the following statement: I am interested in applying for another LUROP Fellowship.

*(Answers are ranked: Strongly agree, agree, disagree, strongly disagree, not applicable)*

**(Additional Questions for Research Mentoring Program only)**

**If you've worked with a faculty mentor in the past, how would you compare your mentoring experience with your graduate student mentor through this program to that experience?**

**In what way, if any, did the three meetings during the summer influence your future plans?**

# Summary report

---

## Table of contents

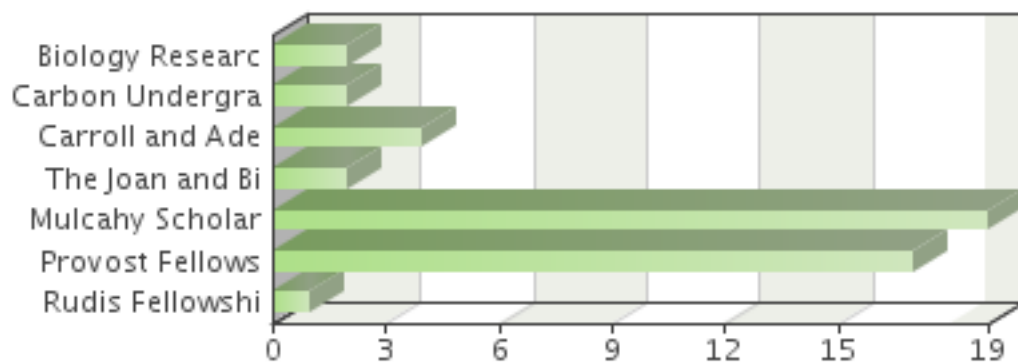
|                       |    |
|-----------------------|----|
| Report info .....     | 1  |
| Question 1 .....      | 2  |
| Question 2 .....      | 3  |
| Question 3 .....      | 4  |
| Question 4 .....      | 6  |
| Question 5 .....      | 7  |
| Main cell group ..... | 7  |
| Question 6 .....      | 10 |
| Main cell group ..... | 10 |
| Question 7 .....      | 14 |
| Main cell group ..... | 14 |
| Question 8 .....      | 15 |
| Question 9 .....      | 16 |
| Main cell group ..... | 16 |
| Question 10 .....     | 19 |
| Question 11 .....     | 22 |
| Question 12 .....     | 25 |
| Main cell group ..... | 25 |
| Question 13 .....     | 26 |

## Report info

|                                       |   |
|---------------------------------------|---|
| <b>Report date:</b>                   | Monday, October 21, 2013 3:31:48 PM CDT |
| <b>Stored responses:</b>              | 47                                      |
| <b>Number of completed responses:</b> | 42                                      |
| <b>Number of invitees:</b>            | 91                                      |
| <b>Invitees that responded:</b>       | 37                                      |
| <b>Invitee response rate:</b>         | 40%                                     |

## Question 1

Which Loyola Undergraduate Research Opportunities Program (LUROP) fellowship did you hold during 2013?

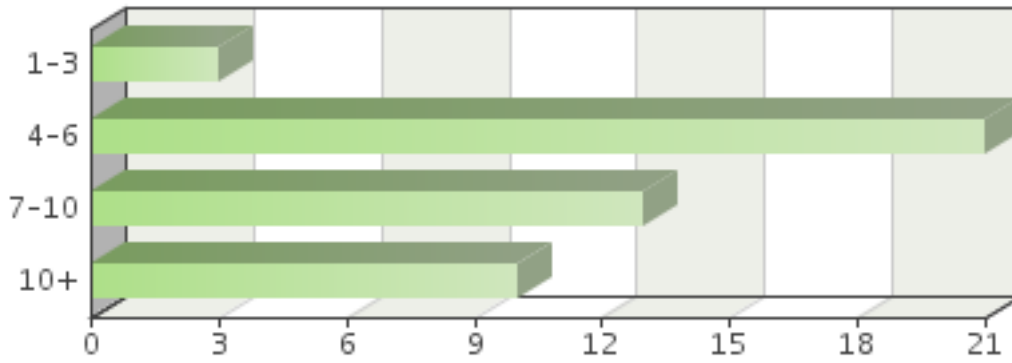


Frequency table

| Items   | Absolute Frequency | Relative frequency | Adjusted relative frequency |
|---|--------------------|--------------------|-----------------------------|
| Biology Research Fellows Program                            | 2                  | 4.26%              | 4.26%                       |
| Carbon Undergraduate Research Fellowship Program            | 2                  | 4.26%              | 4.26%                       |
| Carroll and Adelaide Johnson Scholarship                    | 4                  | 8.51%              | 8.51%                       |
| The Joan and Bill Hank Center for the Intellectual Catholic | 2                  | 4.26%              | 4.26%                       |
| Mulcahy Scholars Program                                    | 19                 | 40.43%             | 40.43%                      |
| Provost Fellowship for Undergraduate Research               | 17                 | 36.17%             | 36.17%                      |
| Rudis Fellowship  | 1                  | 2.13%              | 2.13%                       |
| Not answered:   | 0                  | 0.00%              | -                           |
| <b>Sum:</b>   | <b>47</b>          | <b>100.00%</b>     | <b>100.00%</b>              |

## Question 2

On average, how many hours a week did you spend on your project?

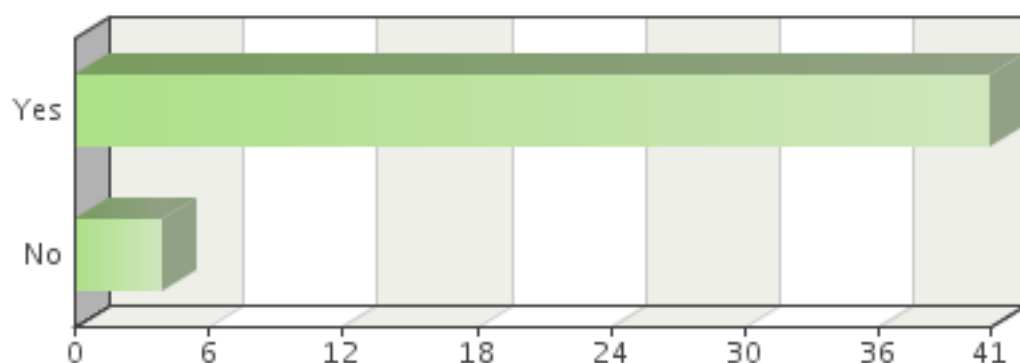


Frequency table

| Choices       | Absolute Frequency | Relative frequency | Adjusted relative frequency |
|---------------|--------------------|--------------------|-----------------------------|
| 1-3           | 3                  | 6.38%              | 6.38%                       |
| 4-6           | 21                 | 44.68%             | 44.68%                      |
| 7-10          | 13                 | 27.66%             | 27.66%                      |
| 10+           | 10                 | 21.28%             | 21.28%                      |
| Not answered: | 0                  | 0.00%              | -                           |
| <b>Sum:</b>   | <b>47</b>          | <b>100.00%</b>     | <b>100.00%</b>              |

### Question 3

Was this number of hours appropriate to the research?



Frequency table

| Choices       | Absolute Frequency | Relative frequency | Adjusted relative frequency |
|---------------|--------------------|--------------------|-----------------------------|
| Yes           | 41                 | 87.23%             | 91.11%                      |
| No            | 4                  | 8.51%              | 8.89%                       |
| Not answered: | 2                  | 4.26%              | -                           |
| <b>Sum:</b>   | <b>47</b>          | <b>100.00%</b>     | <b>100.00%</b>              |

#### Text input

Time spent working on this project varies weekly but the average is around 4-6 hrs/week.

It required experiments multiple times a week

Mutations take long periods of time, especially waiting for cell growth.

I had to run four 1 hour sessions in the lab, attend lab meetings, and work on coding assignments

A lot of work needed to be put into the project, including running participants and then analyzing data

Since we are still in the creation and piloting phase, the hours varied greatly.

Organic Chemistry Synthesis requires a lot of time, so the minimum amount of time spent in the lab in one week was roughly 6 hours.



---

it was erratic, before IRB approval and after IRB approval

---

I was able to complete my research while balancing school work

---

No, I think because it was a study on comparative constitutions, that my work could have been limited to a semester.

---

Lots of hands on experiment time in setting up reactions and determining results

---

Unfortunately my semester was very busy. My lab mates and I worked together to find times to work together.

---

Extensive lab work was required

---

I was able to accomplish what I needed to do

---

For my project, this was appropriate. Overall it was 7-10 but later on I put in 10+ hours for research and the intervention

---

This was a fairly large project, so more than ten hours per week were necessary to get it done during the two year period of the fellowship.

---

Though I could of used more hours for my research.

---

I wish I had more time to devote to my project.

---

My primary role to help prepare for the research colloquium of Professor Leone

---

I was either running participants or going through data, and this was plenty of time.

---

The amount of time spent on the project varied from week to week, depending on the place we were at with our project.

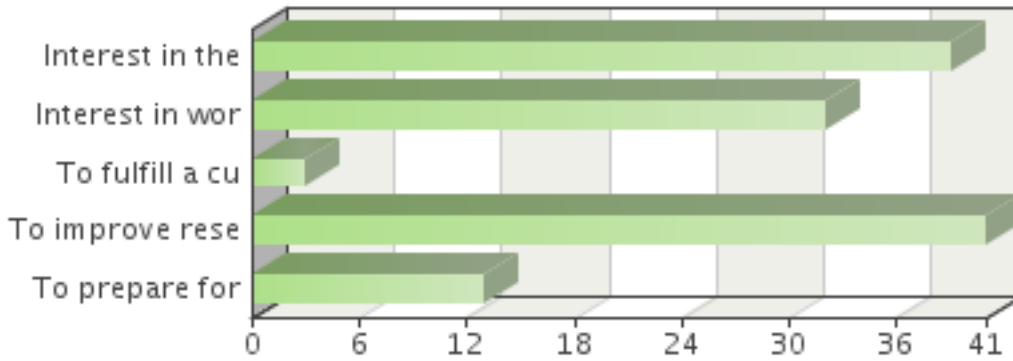
---

After writing the paper, designing, setting up, and checking the experiments, Collecting data took less time per week.

---

## Question 4

What attracted you to this research fellowship? (Check all that apply)



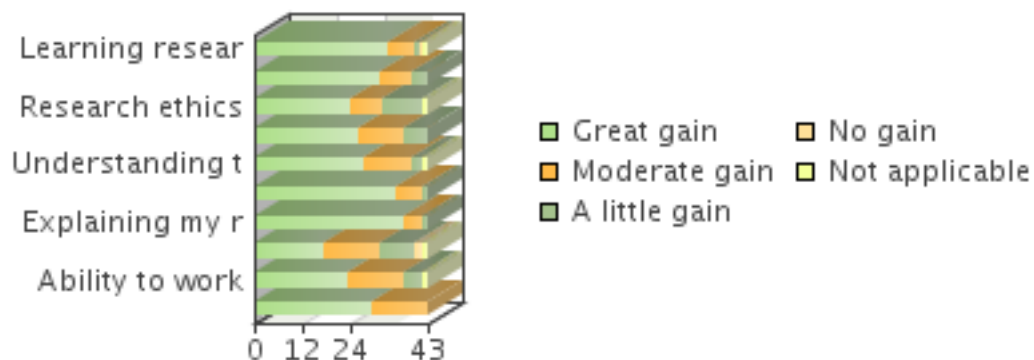
**Frequency table**

| Choices                                      | Absolute Frequency | Relative frequency |
|--|--------------------|--------------------|
| Interest in the subject matter               | 39                 | 30.47%             |
| Interest in working with a particular mentor | 32                 | 25.00%             |
| To fulfill a curricular requirement          | 3                  | 2.34%              |
| To improve research knowledge and skills     | 41                 | 32.03%             |
| To prepare for graduation                    | 13                 | 10.16%             |
| <b>Sum:</b>                                  | <b>128</b>         | <b>100.00%</b>     |

## Question 5

How much did you gain in the following areas as a result of your recent research experience?

## Main cell group



|   | Great gain                      | Moderate gain                   | A little gain                   | No gain                       | Not applicable                | Sum                          |
|---|---------------------------------|---------------------------------|---------------------------------|-------------------------------|-------------------------------|------------------------------|
| <b>Learning research methodologies</b>                  | 33<br>11.70%<br>76.74%<br>7.67% | 7<br>7.00%<br>16.28%<br>1.63%   | 1<br>2.50%<br>2.33%<br>0.23%    | 1<br>33.33%<br>2.33%<br>0.23% | 1<br>20.00%<br>2.33%<br>0.23% | 43<br>-<br>100.00%<br>10.00% |
| <b>Understanding theory and concepts in your field</b>  | 31<br>10.99%<br>72.09%<br>7.21% | 8<br>8.00%<br>18.60%<br>1.86%   | 4<br>10.00%<br>9.30%<br>0.93%   | 0<br>0.00%<br>0.00%<br>0.00%  | 0<br>0.00%<br>0.00%<br>0.00%  | 43<br>-<br>100.00%<br>10.00% |
| <b>Research ethics/responsible conduct of</b>           | 24<br>8.51%<br>55.81%<br>5.58%  | 8<br>8.00%<br>18.60%<br>1.86%   | 10<br>25.00%<br>23.26%<br>2.33% | 0<br>0.00%<br>0.00%<br>0.00%  | 1<br>20.00%<br>2.33%<br>0.23% | 43<br>-<br>100.00%<br>10.00% |
| <b>Knowledge of current and important</b>               | 26<br>9.22%<br>60.47%<br>6.05%  | 11<br>11.00%<br>25.58%<br>2.56% | 6<br>15.00%<br>13.95%<br>1.40%  | 0<br>0.00%<br>0.00%<br>0.00%  | 0<br>0.00%<br>0.00%<br>0.00%  | 43<br>-<br>100.00%<br>10.00% |
| <b>Understanding the relevance of my research to my</b> | 27<br>9.57%<br>62.79%<br>6.28%  | 12<br>12.00%<br>27.91%<br>2.79% | 3<br>7.50%<br>6.98%<br>0.70%    | 0<br>0.00%<br>0.00%<br>0.00%  | 1<br>20.00%<br>2.33%<br>0.23% | 43<br>-<br>100.00%<br>10.00% |
| <b>Explaining my research to others in the field</b>    | 35<br>12.41%<br>81.40%<br>8.14% | 7<br>7.00%<br>16.28%<br>1.63%   | 1<br>2.50%<br>2.33%<br>0.23%    | 0<br>0.00%<br>0.00%<br>0.00%  | 0<br>0.00%<br>0.00%<br>0.00%  | 43<br>-<br>100.00%<br>10.00% |
| <b>Explaining my research to a general audience</b>     | 37<br>13.12%<br>86.05%<br>8.60% | 5<br>5.00%<br>11.63%<br>1.16%   | 1<br>2.50%<br>2.33%<br>0.23%    | 0<br>0.00%<br>0.00%<br>0.00%  | 0<br>0.00%<br>0.00%<br>0.00%  | 43<br>-<br>100.00%<br>10.00% |
| <b>Leadership skills</b>                                | 17<br>6.03%<br>39.53%<br>3.95%  | 14<br>14.00%<br>32.56%<br>3.26% | 9<br>22.50%<br>20.93%<br>2.09%  | 2<br>66.67%<br>4.65%<br>0.47% | 1<br>20.00%<br>2.33%<br>0.23% | 43<br>-<br>100.00%<br>10.00% |

|                                      | Great gain | Moderate gain | A little gain | No gain | Not applicable | Sum     |
|--------------------------------------|------------|---------------|---------------|---------|----------------|---------|
| <b>Ability to work collaborative</b> | 23         | 14            | 5             | 0       | 1              | 43      |
|                                      | 8.16%      | 14.00%        | 12.50%        | 0.00%   | 20.00%         | -       |
|                                      | 53.49%     | 32.56%        | 11.63%        | 0.00%   | 2.33%          | 100.00% |
|                                      | 5.35%      | 3.26%         | 1.16%         | 0.00%   | 0.23%          | 10.00%  |
| <b>Ability to work autonomous</b>    | 29         | 14            | 0             | 0       | 0              | 43      |
|                                      | 10.28%     | 14.00%        | 0.00%         | 0.00%   | 0.00%          | -       |
|                                      | 67.44%     | 32.56%        | 0.00%         | 0.00%   | 0.00%          | 100.00% |
|                                      | 6.74%      | 3.26%         | 0.00%         | 0.00%   | 0.00%          | 10.00%  |
| <b>Sum</b>                           | 282        | 100           | 40            | 3       | 5              | 430     |
|                                      | 100.00%    | 100.00%       | 100.00%       | 100.00% | 100.00%        | -       |
|                                      | -          | -             | -             | -       | -              | -       |
|                                      | 65.58%     | 23.26%        | 9.30%         | 0.70%   | 1.16%          | 100.00% |

**\*Sequence of numbers in a cell:**

Absolute Frequency

Relative frequency column

Relative frequency row

Relative frequency

## Question 6

To what extent did your research experience help you learn or develop in the areas of:

## Main cell group



|  | Very much                      | Somewhat                       | Not very much                   | Not at all                      | Sum                         |
|--|--------------------------------|--------------------------------|---------------------------------|---------------------------------|-----------------------------|
| <b>Personal growth</b>                               | 28<br>5.96%<br>66.67%<br>3.33% | 14<br>6.80%<br>33.33%<br>1.67% | 0<br>0.00%<br>0.00%<br>0.00%    | 0<br>0.00%<br>0.00%<br>0.00%    | 42<br>-<br>100.00%<br>5.00% |
| <b>Ability to work with others</b>                   | 25<br>5.32%<br>59.52%<br>2.98% | 14<br>6.80%<br>33.33%<br>1.67% | 2<br>1.83%<br>4.76%<br>0.24%    | 1<br>1.82%<br>2.38%<br>0.12%    | 42<br>-<br>100.00%<br>5.00% |
| <b>Leadership skills</b>                             | 22<br>4.68%<br>52.38%<br>2.62% | 15<br>7.28%<br>35.71%<br>1.79% | 4<br>3.67%<br>9.52%<br>0.48%    | 1<br>1.82%<br>2.38%<br>0.12%    | 42<br>-<br>100.00%<br>5.00% |
| <b>Communication skills</b>                          | 36<br>7.66%<br>85.71%<br>4.29% | 5<br>2.43%<br>11.90%<br>0.60%  | 1<br>0.92%<br>2.38%<br>0.12%    | 0<br>0.00%<br>0.00%<br>0.00%    | 42<br>-<br>100.00%<br>5.00% |
| <b>Understanding cultural and racial differences</b> | 13<br>2.77%<br>30.95%<br>1.55% | 8<br>3.88%<br>19.05%<br>0.95%  | 10<br>9.17%<br>23.81%<br>1.19%  | 11<br>20.00%<br>26.19%<br>1.31% | 42<br>-<br>100.00%<br>5.00% |
| <b>Social responsibility and citizenship</b>         | 14<br>2.98%<br>33.33%<br>1.67% | 12<br>5.83%<br>28.57%<br>1.43% | 11<br>10.09%<br>26.19%<br>1.31% | 5<br>9.09%<br>11.90%<br>0.60%   | 42<br>-<br>100.00%<br>5.00% |
| <b>Community involvement</b>                         | 10<br>2.13%<br>23.81%<br>1.19% | 11<br>5.34%<br>26.19%<br>1.31% | 14<br>12.84%<br>33.33%<br>1.67% | 7<br>12.73%<br>16.67%<br>0.83%  | 42<br>-<br>100.00%<br>5.00% |
| <b>Applying knowledge to the "real world"</b>        | 26<br>5.53%<br>61.90%<br>3.10% | 15<br>7.28%<br>35.71%<br>1.79% | 1<br>0.92%<br>2.38%<br>0.12%    | 0<br>0.00%<br>0.00%<br>0.00%    | 42<br>-<br>100.00%<br>5.00% |

|  | Very much                      | Somewhat                       | Not very much                   | Not at all                     | Sum                         |
|--|--------------------------------|--------------------------------|---------------------------------|--------------------------------|-----------------------------|
| <b>Problem analysis and critical thinking</b>          | 36<br>7.66%<br>85.71%<br>4.29% | 6<br>2.91%<br>14.29%<br>0.71%  | 0<br>0.00%<br>0.00%<br>0.00%    | 0<br>0.00%<br>0.00%<br>0.00%   | 42<br>-<br>100.00%<br>5.00% |
| <b>Social self-confidence</b>                          | 21<br>4.47%<br>50.00%<br>2.50% | 12<br>5.83%<br>28.57%<br>1.43% | 5<br>4.59%<br>11.90%<br>0.60%   | 4<br>7.27%<br>9.52%<br>0.48%   | 42<br>-<br>100.00%<br>5.00% |
| <b>Conflict resolution</b>                             | 20<br>4.26%<br>47.62%<br>2.38% | 11<br>5.34%<br>26.19%<br>1.31% | 7<br>6.42%<br>16.67%<br>0.83%   | 4<br>7.27%<br>9.52%<br>0.48%   | 42<br>-<br>100.00%<br>5.00% |
| <b>Ability to assume personal responsibility</b>       | 31<br>6.60%<br>73.81%<br>3.69% | 8<br>3.88%<br>19.05%<br>0.95%  | 2<br>1.83%<br>4.76%<br>0.24%    | 1<br>1.82%<br>2.38%<br>0.12%   | 42<br>-<br>100.00%<br>5.00% |
| <b>Development of caring relationships</b>             | 14<br>2.98%<br>33.33%<br>1.67% | 11<br>5.34%<br>26.19%<br>1.31% | 15<br>13.76%<br>35.71%<br>1.79% | 2<br>3.64%<br>4.76%<br>0.24%   | 42<br>-<br>100.00%<br>5.00% |
| <b>Gaining the trust of others</b>                     | 17<br>3.62%<br>40.48%<br>2.02% | 14<br>6.80%<br>33.33%<br>1.67% | 7<br>6.42%<br>16.67%<br>0.83%   | 4<br>7.27%<br>9.52%<br>0.48%   | 42<br>-<br>100.00%<br>5.00% |
| <b>Empathy and sensitivity to the plight of others</b> | 18<br>3.83%<br>42.86%<br>2.14% | 9<br>4.37%<br>21.43%<br>1.07%  | 7<br>6.42%<br>16.67%<br>0.83%   | 8<br>14.55%<br>19.05%<br>0.95% | 42<br>-<br>100.00%<br>5.00% |
| <b>Workplace skills</b>                                | 29<br>6.17%<br>69.05%<br>3.45% | 8<br>3.88%<br>19.05%<br>0.95%  | 5<br>4.59%<br>11.90%<br>0.60%   | 0<br>0.00%<br>0.00%<br>0.00%   | 42<br>-<br>100.00%<br>5.00% |
| <b>Ability to make a difference in the</b>             | 15<br>3.19%<br>35.71%<br>1.79% | 8<br>3.88%<br>19.05%<br>0.95%  | 13<br>11.93%<br>30.95%<br>1.55% | 6<br>10.91%<br>14.29%<br>0.71% | 42<br>-<br>100.00%<br>5.00% |
| <b>Skills in learning from experience</b>              | 33<br>7.02%<br>78.57%<br>3.93% | 6<br>2.91%<br>14.29%<br>0.71%  | 2<br>1.83%<br>4.76%<br>0.24%    | 1<br>1.82%<br>2.38%<br>0.12%   | 42<br>-<br>100.00%<br>5.00% |
| <b>Organization skills</b>                             | 28<br>5.96%<br>66.67%<br>3.33% | 12<br>5.83%<br>28.57%<br>1.43% | 2<br>1.83%<br>4.76%<br>0.24%    | 0<br>0.00%<br>0.00%<br>0.00%   | 42<br>-<br>100.00%<br>5.00% |
| <b>Connecting theory with practice</b>                 | 34<br>7.23%<br>80.95%<br>4.05% | 7<br>3.40%<br>16.67%<br>0.83%  | 1<br>0.92%<br>2.38%<br>0.12%    | 0<br>0.00%<br>0.00%<br>0.00%   | 42<br>-<br>100.00%<br>5.00% |
| <b>Sum</b>   | 470<br>100.00%<br>-<br>55.95%  | 206<br>100.00%<br>-<br>24.52%  | 109<br>100.00%<br>-<br>12.98%   | 55<br>100.00%<br>-<br>6.55%    | 840<br>-<br>-<br>100.00%    |

**\*Sequence of numbers in a cell:**

Absolute Frequency

Relative frequency column

Relative frequency row

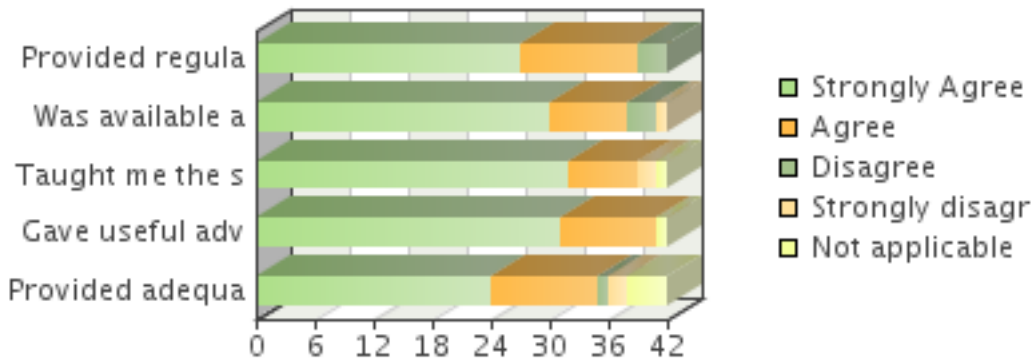
Relative frequency



## Question 7

To what extent did your primary mentor do the following?:

## Main cell group



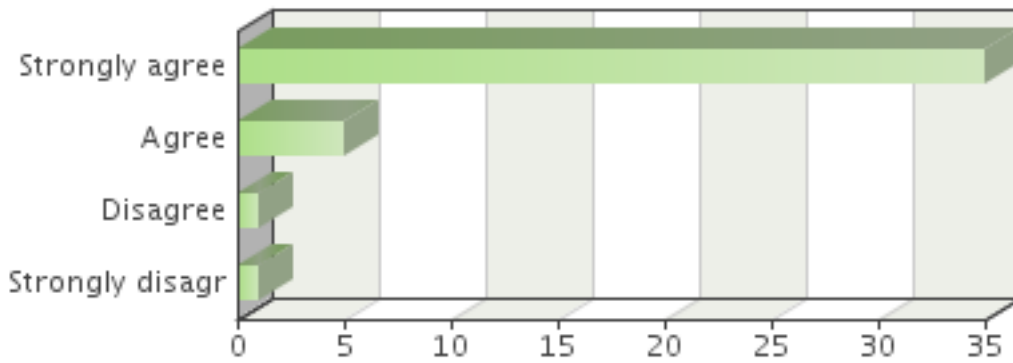
|  | Strongly Agree                   | Agree                           | Disagree                      | Strongly disagree             | Not applicable                | Sum                          |
|--|----------------------------------|---------------------------------|-------------------------------|-------------------------------|-------------------------------|------------------------------|
| <b>Provided regular, constructive feedback</b>                             | 27<br>18.75%<br>64.29%<br>12.86% | 12<br>25.00%<br>28.57%<br>5.71% | 3<br>42.86%<br>7.14%<br>1.43% | 0<br>0.00%<br>0.00%<br>0.00%  | 0<br>0.00%<br>0.00%<br>0.00%  | 42<br>-<br>100.00%<br>20.00% |
| <b>Was available and spent adequate time</b>                               | 30<br>20.83%<br>71.43%<br>14.29% | 8<br>16.67%<br>19.05%<br>3.81%  | 3<br>42.86%<br>7.14%<br>1.43% | 1<br>20.00%<br>2.38%<br>0.48% | 0<br>0.00%<br>0.00%<br>0.00%  | 42<br>-<br>100.00%<br>20.00% |
| <b>Taught me the skills needed to succeed on the job</b>                   | 32<br>22.22%<br>76.19%<br>15.24% | 7<br>14.58%<br>16.67%<br>3.33%  | 0<br>0.00%<br>0.00%<br>0.00%  | 2<br>40.00%<br>4.76%<br>0.95% | 1<br>16.67%<br>2.38%<br>0.48% | 42<br>-<br>100.00%<br>20.00% |
| <b>Gave useful advice about my academic or professional development</b>    | 31<br>21.53%<br>73.81%<br>14.76% | 10<br>20.83%<br>23.81%<br>4.76% | 0<br>0.00%<br>0.00%<br>0.00%  | 0<br>0.00%<br>0.00%<br>0.00%  | 1<br>16.67%<br>2.38%<br>0.48% | 42<br>-<br>100.00%<br>20.00% |
| <b>Provided adequate opportunities to meet with colleagues in my field</b> | 24<br>16.67%<br>57.14%<br>11.43% | 11<br>22.92%<br>26.19%<br>5.24% | 1<br>14.29%<br>2.38%<br>0.48% | 2<br>40.00%<br>4.76%<br>0.95% | 4<br>66.67%<br>9.52%<br>1.90% | 42<br>-<br>100.00%<br>20.00% |
| <b>Sum</b>   | 144<br>100.00%<br>-              | 48<br>100.00%<br>-              | 7<br>100.00%<br>-             | 5<br>100.00%<br>-             | 6<br>100.00%<br>-             | 210<br>-<br>-                |
|  | 68.57%                           | 22.86%                          | 3.33%                         | 2.38%                         | 2.86%                         | 100.00%                      |

**\*Sequence of numbers in a cell:**

- Absolute Frequency
- Relative frequency column
- Relative frequency row
- Relative frequency

### Question 8

To what extent do you agree with this statement?: Overall, I benefitted from the relationship with my primary mentor.



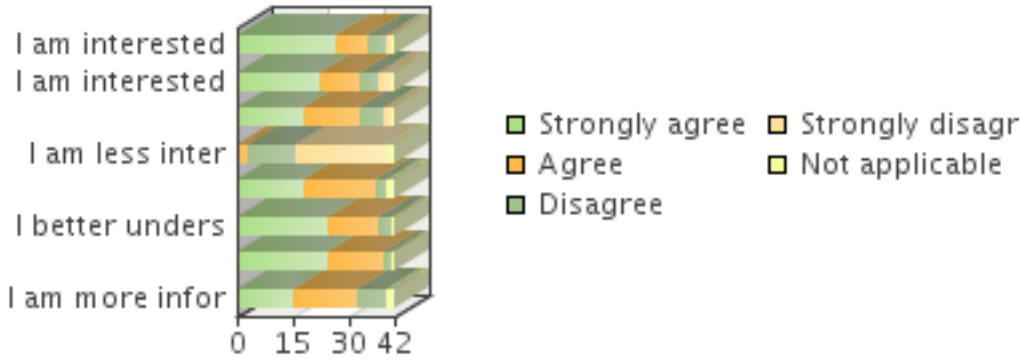
Frequency table

| Choices           | Absolute Frequency | Relative frequency | Adjusted relative frequency |
|-------------------|--------------------|--------------------|-----------------------------|
| Strongly agree    | 35                 | 74.47%             | 83.33%                      |
| Agree             | 5                  | 10.64%             | 11.90%                      |
| Disagree          | 1                  | 2.13%              | 2.38%                       |
| Strongly disagree | 1                  | 2.13%              | 2.38%                       |
| Not answered:     | 5                  | 10.64%             | -                           |
| <b>Sum:</b>       | <b>47</b>          | <b>100.00%</b>     | <b>100.00%</b>              |

## Question 9

Please respond to the following statements:

## Main cell group



|   | Strongly agree | Agree        | Disagree     | Strongly disagree | Not applicable | Sum     |
|---|----------------|--------------|--------------|-------------------|----------------|---------|
| <b>I am interested in graduate study,</b>                       | 26<br>17.69%   | 9<br>8.74%   | 5<br>11.11%  | 1<br>3.33%        | 1<br>9.09%     | 42<br>- |
| <b>I am interested in a professional career</b>                 | 22<br>14.97%   | 11<br>10.68% | 5<br>11.11%  | 3<br>10.00%       | 1<br>9.09%     | 42<br>- |
| <b>I am more interested in graduate study as a result of my</b> | 18<br>12.24%   | 15<br>14.56% | 6<br>13.33%  | 2<br>6.67%        | 1<br>9.09%     | 42<br>- |
| <b>I am less interested in graduate study as a result of my</b> | 0<br>0.00%     | 3<br>2.91%   | 13<br>28.89% | 24<br>80.00%      | 2<br>18.18%    | 42<br>- |
| <b>I am more informed about options for graduate</b>            | 18<br>12.24%   | 19<br>18.45% | 3<br>6.67%   | 0<br>0.00%        | 2<br>18.18%    | 42<br>- |
| <b>I better understand what will be expected of me in</b>       | 24<br>16.33%   | 14<br>13.59% | 3<br>6.67%   | 0<br>0.00%        | 1<br>9.09%     | 42<br>- |
| <b>I am more equipped with the skills needed to be</b>          | 24<br>16.33%   | 15<br>14.56% | 2<br>4.44%   | 0<br>0.00%        | 1<br>9.09%     | 42<br>- |
| <b>I am more informed about career options outside of</b>       | 15<br>10.20%   | 17<br>16.50% | 8<br>17.78%  | 0<br>0.00%        | 2<br>18.18%    | 42<br>- |

|            | <b>Strongly agree</b> | <b>Agree</b> | <b>Disagree</b> | <b>Strongly disagree</b> | <b>Not applicable</b> | <b>Sum</b> |
|------------|-----------------------|--------------|-----------------|--------------------------|-----------------------|------------|
|            | 147                   | 103          | 45              | 30                       | 11                    | 336        |
| <b>Sum</b> | 100.00%               | 100.00%      | 100.00%         | 100.00%                  | 100.00%               | -          |
|            | -                     | -            | -               | -                        | -                     | -          |
|            | 43.75%                | 30.65%       | 13.39%          | 8.93%                    | 3.27%                 | 100.00%    |

**\*Sequence of numbers in a cell:**

Absolute Frequency

Relative frequency column

Relative frequency row

Relative frequency

## Question 10

What is the biggest benefit to you by participating in this research fellowship?

### Text input

---

I learned how to create and develop my own materials. I also had the opportunity to present my research which I have never been able to do before.

---

I have had the experience of contributing to a publication. This allowed me to be part of a collaboration with experts and also learn about the procedure of publishing a work.

---

I got to learn techniques in biochemistry and understand the importance of enzyme kinetics.

---

Besides school credit to graduate, I gained very important research experience that will help me stand out from other applicants to graduate school

---

Learning research methodologies

---

Gain knowledge in the field.

---

Developing critical thinking skills, seeing theory in practice, learning how to approach autonomous and group work successfully

---

It was a very valuable learning experience generally, learning about the actual process of doing research and the obstacles you have to work around along the way. I also learned a lot about myself and the lab I work in.

---

Honing research skills and understanding the complicate and arduous process

---

The biggest benefit has been gaining an understanding of what being in a research environment is really like. I feel like I have gotten a small taste of what to expect if I go to graduate school.

---

This was a great opportunity for me to gain leadership and communication skills, in which I have notice a great improvement for myself.

---

I have gained skills that I can use in labs outside of Loyola.

---

---

Learning the process of IRB

---

I learned how to assume responsibility of my project and how to work effectively in a collaborative setting.

---

Gaining the opportunity to be a part of research that was not only important to our lab and Loyola, but the world.

---

A better understanding of what is required of myself to self-motivate and complete my project.

---

Learning to take failures and setbacks in stride

---

Overall, I found my experience participating in research to be very rewarding. I was able to apply learning from one of my fields of interest (organic chemistry) to a project that had practical application.

---

Research and presentation skills.

---

Enhancing my critical thinking skills.

---

Learning what it is like to dedicate a large amount of time to a research project

---

Learning how to do research on my own

---

The biggest benefit for me was learning real world applications of the theories and concepts I learned in class. I was able to look at a specific case study that I will be able to take with me to graduate school.

---

Learning about the subject area

---

Critical thinking, problem solving, and organizational. Learning to work collaboratively and communicate with many people to reach an end goal. To better clarify what my career goals are.

---

Learning research skills necessary for graduate school.

---

Learning the critical thinking skills needed to be a scientist

---

I learned a tremendous amount about research and my particular area of interest. More importantly, I learned a lot about myself and my mentor.

---

Having a stated research goal and deadline in order to motivate efficient actions to reach said goal.

---

Learning more about research in general, furthering my knowledge of the field.

---

The biggest benefit to me by participating in this research fellowship was how to run my own project from creating an experimental design to analyzing data.

---



---

The chance to combine knowledge across.

---

Having the opportunity to direct my own research project and being responsible for its failure and successes.

---

The biggest benefit was being able to engage in a research subject I might not otherwise have and to learn about topics I had discussed in other courses in a new light.

---

I built fantastic professional and personal relationships with my mentors.

---

The connection with my mentor and the help that she was able to offer towards my goals.

---

Understanding how different cultures form and interact with each other and how to explain this phenomenon to others, especially with regards to a field with which I had very little prior experience.

---

The ability to work with peers on a project that can be directly beneficial to the neuroscience community.

---

One of the biggest benefits of having the Provost Fellowship was all of the personal growth, mentor relationships, and research experience that developed out of this experience.

---

Getting a start on a research topic that I plan on continuing to explore in the coming years.

---

## Question 11

In what way could this fellowship program change to ensure students get the most out of it?

### Text input

---

I think the program was great overall.

---

Nothing. The fellowship provided workshops for posters and presentations and allowed for collaboration with students from different fields.

---

none

---

It was great overall, can't think of an improvement.

---

Bridging the gap between experience in research and career development -- poss pairing some career guidance in light of experience in research

---

I think the program is pretty solid as it is. Students just need to make sure that they communicate with their research mentor and make sure that they are actually engaged and interested in the research that they are doing.

---

I don't know if I know how to answer this question, for I feel every student's experience will be different based on his or her mentor and own devotion to their program.

---

Insure understanding of the process of the IRB

---

We should get awards for our poster presentation

---

Perhaps we could have a miniature symposium during the first semester so we are slightly experienced for the larger one in the spring?

---

A larger research stipend to actually allow travel for field-work

---

I believe the program is making very good strides to promote research at Loyola. I believe the program should continue finding ways to get more students involved in research.

---

My mentor was excellent in recommending me to go to conferences to present my work. It is crucial mentors

to do this.

---

More opportunities for travel

---

Ensure that everyone is getting support they need from their mentor like I did

---

I would provide more opportunities for classes that teach research methods and provide students with opportunities to present research in front of peers.

---

More transparency and feedback from LUROP.

---

Make mandatory progress meetings with other fellows

---

N/A

---

If it provided more money, than I wouldn't have to get another job and I could focus more time on the research.

---

Increasing the stipend amount to the point where students could afford to treat this as their primary time commitment outside of class.

---

Better selection of reviewers at the symposium.

---

Advertise more- many students aren't aware of it

---

I feel like it has already contributed a great deal to my research experience.

---

Longer fellowship.

---

Have career days that show careers that involve future fields.

---

I think the fellowship needs to be engaged more in asking the research questions and in developing the study. I feel like I mostly just did clerical work, mostly because the project was already defined and all I could do was transcribe.

---

I would have loved to have seen more extensive financial support for the summers. For example, helping with housing would go a long way toward helping us advance our projects during a time of the year when professors and students are much less busy.

---

Perhaps give the research fellow a little more responsibility in the work. It would be difficult to do so with my specific fellowship, but it may be something to examine.

---

It could have a luncheon for all fellowship receivers, so that we could get to know our colleagues.

---

I think that the program is already very geared towards student gain.

---

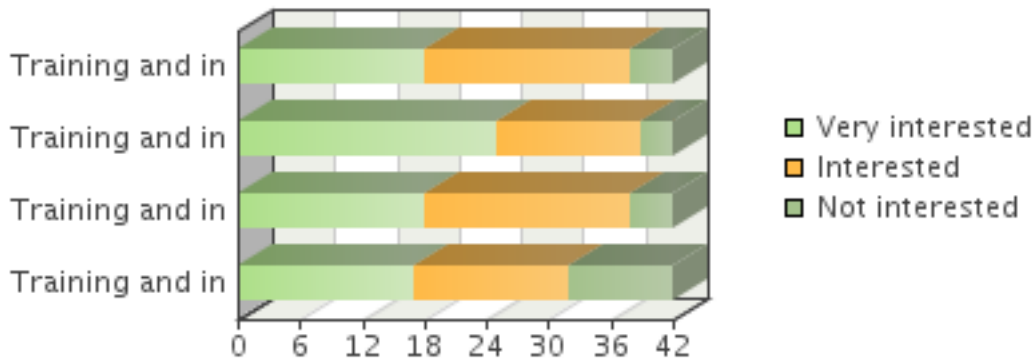
One or two more progress reports might help to increase a sense of accountability for the students and help them to organize thoughts and ideas about the projects.

---

## **Question 12**

How interested would you be in the following LUROP resources?

## Main cell group



|  | Very interested                  | Interested                       | Not interested                  | Sum                          |
|--|----------------------------------|----------------------------------|---------------------------------|------------------------------|
| <b>Training and information on presenting your</b>                 | 18<br>23.08%<br>42.86%<br>10.71% | 20<br>28.99%<br>47.62%<br>11.90% | 4<br>19.05%<br>9.52%<br>2.38%   | 42<br>-<br>100.00%<br>25.00% |
| <b>Training and information on publishing</b>                      | 25<br>32.05%<br>59.52%<br>14.88% | 14<br>20.29%<br>33.33%<br>8.33%  | 3<br>14.29%<br>7.14%<br>1.79%   | 42<br>-<br>100.00%<br>25.00% |
| <b>Training and information on external research opportunities</b> | 18<br>23.08%<br>42.86%<br>10.71% | 20<br>28.99%<br>47.62%<br>11.90% | 4<br>19.05%<br>9.52%<br>2.38%   | 42<br>-<br>100.00%<br>25.00% |
| <b>Training and information on applying to graduate school</b>     | 17<br>21.79%<br>40.48%<br>10.12% | 15<br>21.74%<br>35.71%<br>8.93%  | 10<br>47.62%<br>23.81%<br>5.95% | 42<br>-<br>100.00%<br>25.00% |
| <b>Sum</b>   | 78<br>100.00%<br>-<br>46.43%     | 69<br>100.00%<br>-<br>41.07%     | 21<br>100.00%<br>-<br>12.50%    | 168<br>-<br>-<br>100.00%     |

**\*Sequence of numbers in a cell:**

Absolute Frequency

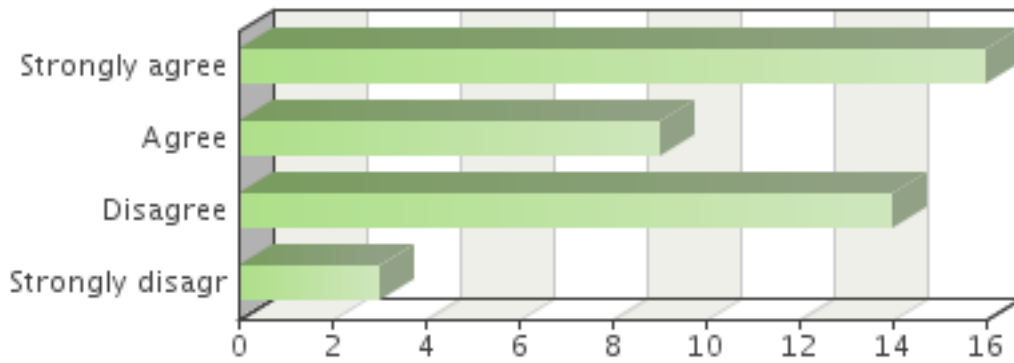
Relative frequency column

Relative frequency row

Relative frequency

### Question 13

Please respond to the following statement: I am interested in applying for another LUROP fellowship.



**Frequency table**

| <b>Choices</b>    | <b>Absolute Frequency</b> | <b>Relative frequency</b> |
|-------------------|---------------------------|---------------------------|
| Strongly agree    | 16                        | 38.10%                    |
| Agree             | 9                         | 21.43%                    |
| Disagree          | 14                        | 33.33%                    |
| Strongly disagree | 3                         | 7.14%                     |
| <b>Sum:</b>       | <b>42</b>                 | <b>100.00%</b>            |

