

# Loyola's State of Sustainability 2016



**11%**

Energy use reduction from previous year



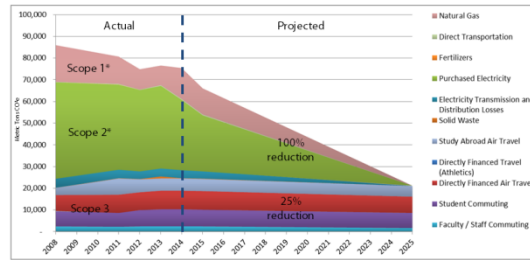
**23%**

Energy use reduction from baseline year (2008)

FY2014-15

## Carbon Goal – 2025

Carbon neutral for Scope 1&2 emissions  
25% reduction in Scope 3 emissions



## LUC Climate Action Plan – A Just Future – released Fall of 2015

Continue to reduce energy related emissions through retrofits, new construction, policies and behavior-focused programs

Goal: 10% reduction in total energy use

### Construct on-site renewable energy

Goal: 4% reduction in natural gas, 1% reduction in electricity

### Purchase renewable energy credits and carbon offsets

Goal: 100% of electricity in RECs and 100% of natural gas in offsets by 2020

### Support the teaching, research and outreach of climate science and adaptation

Goal: Annual programs that engage the Loyola community

### A clear accounting on progress and challenges to reach carbon neutral by 2025

Goal: Annual reporting on greenhouse gas emissions and programs

**48%**

of FY16 incoming students said **sustainability was important** in their choice of Loyola

**> 52%**



For the first time, **recycling rates** at Lake Shore Campus topped 50%

FY2014-15

**8**

Members of the new **Loyola Sustainability Committee**

**4**

### New sustainability degrees:

- Sustainability Minor (QSoB)
- Environmental Policy (IES)
- Dual degree with Master of Public Policy (IES/CAS)
- Dual degree with Master of Public Health (IES/SSOM)



Our Common Home – an Event for Pope Francis' Encyclical

**2**

new LEED Gold certified buildings. This brings our total of LEED Buildings to 10



Trips taken by bike commuters to campus **86,500**



**105**

Million gallons of water used

FY2014-15



**109**

tons of organic waste composted

FY2014-15

**102**

Sustainability events for

**> 8,000**

Students and

**> 8,400**

Alumni, Visitors and Parents

## Lake Shore Community Partners

launches in support of Plan 2020

Students enrolled in **Arrupe College**, addressing social sustainability responsibilities of accessibility

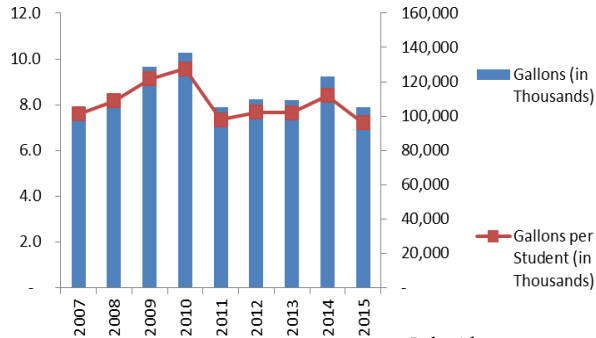


**LOYOLA**  
UNIVERSITY CHICAGO

All activities reflect the 2015-16 academic year for the Lakeside Campuses unless noted.

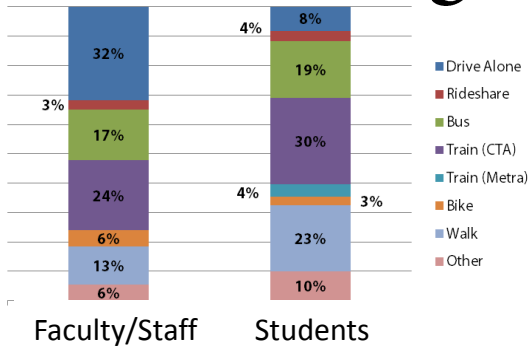
This summary is produced by the Institute of Environmental Sustainability. For more information visit [LUC.edu/sustainloyola](http://LUC.edu/sustainloyola)

# water



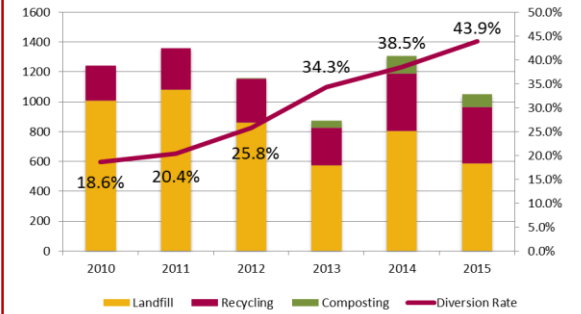
Lakeside campuses only

# commuting



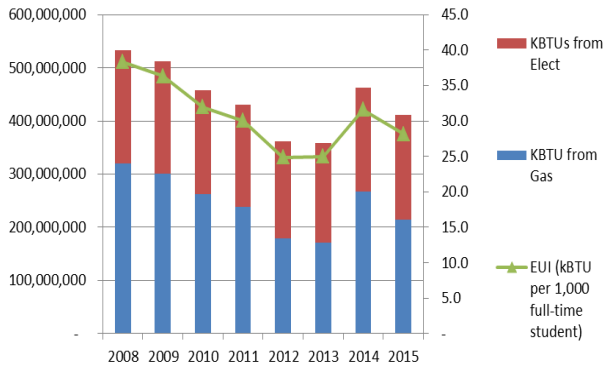
Faculty/Staff survey (2013), Student survey (2015)

# waste



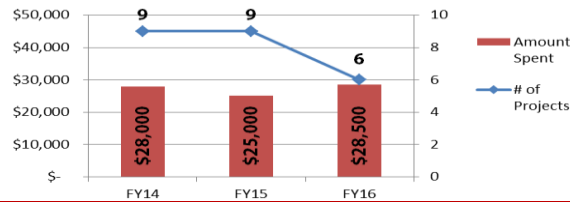
Lakeside campuses only

# energy

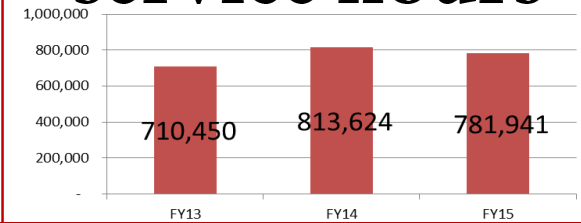


Lakeside campuses only

# TGIF The Green Initiative Fund

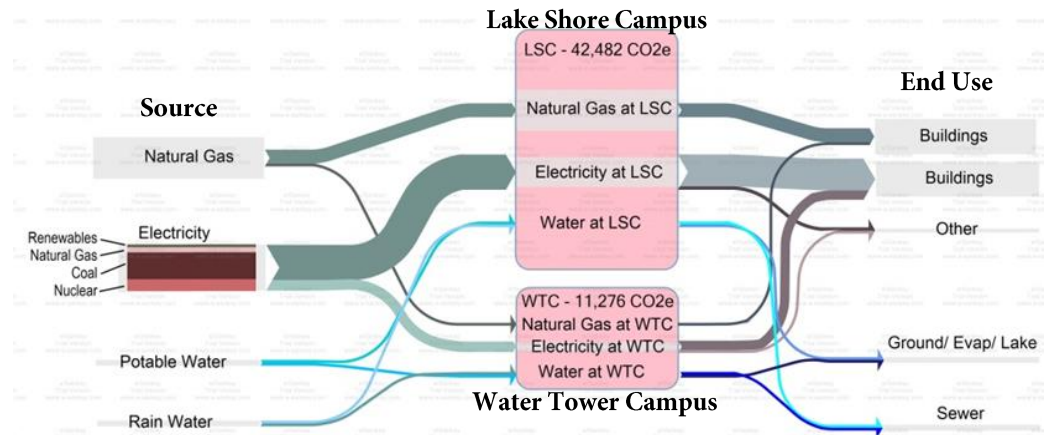


# service hours



# greenhouse gases

From utilities only

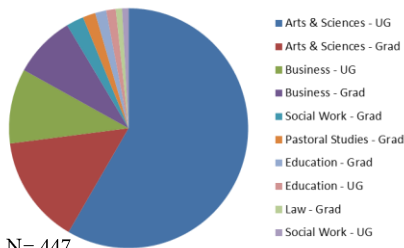


FY14 emissions from Lakeside campuses

For an interactive version visit [www.luc.edu/climate](http://www.luc.edu/climate)



# courses



N= 447

Spring 2013 sustainability course inventory

