

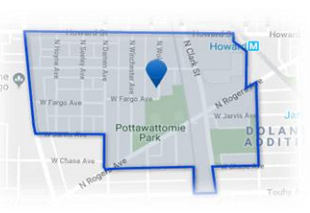
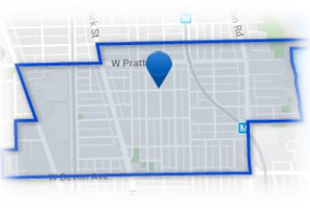
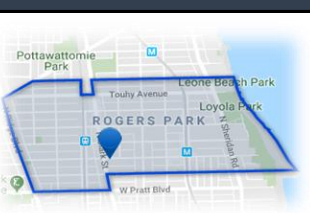


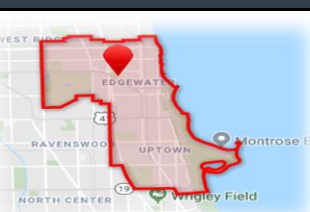
Eugene Field Elementary						
	School Info	School Statistics		Demographics	LUC Projects Include...	
	7019 N. Ashland Ave.	Low Income	95.1%	Asian	7.9%	N2 Loyola NGSS PLC
	Grade 5 - Grade 8	Diverse Learners	17.1%	Black	32.9%	CSI Partnership
	164 Students	Limited English	39.0%	Hispanic	54.3%	Science Sisters Day
	Level 2	Mobility Rate	12.6%	White	3.0%	501c3 Development
	Adrian Dobbins, Principal	Chronic Truancy	16.5%	Other	1.8%	March Campus Visit

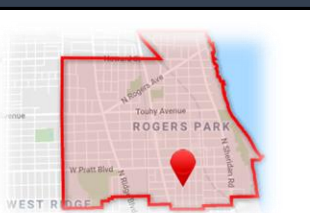
Gale Community Academy						
	School Info	School Statistics		Demographics	LUC Projects Include...	
	1632 W. Jonquil Ter.	Low Income	96.7%	Asian	6.1%	N2 Loyola NGSS PLC
	Pre-K - Grade 8	Diverse Learners	20.3%	Black	60.3%	Student Ambassadors
	330 Students	Limited English	30.9%	Hispanic	26.4%	Supplies for Dreams
	Level 2	Mobility Rate	20.4%	White	4.8%	STEP Program (Fall)
	Augie Emuwa, Principal	Chronic Truancy	32.9%	Other	2.4%	Women in Leadership

Jordan Community School						
	School Info	School Statistics		Demographics	LUC Projects Include...	
	7414 N. Wolcott Ave.	Low Income	97.6%	Asian	2.8%	N2 Loyola NGSS PLC
	Pre-K - Grade 8	Diverse Learners	14.3%	Black	28.3%	Health & Wellness Initiative
	509 Students	Limited English	47.9%	Hispanic	60.9%	L4C Homework Helpers
	Level 2+	Mobility Rate	18.9%	White	5.7%	Student Voice Committee
	Gilberto Piedrahita, Principal	Chronic Truancy	27.6%	Other	2.4%	RC Professional Development

Kilmer Elementary						
	School Info	School Statistics		Demographics	LUC Projects Include...	
	6700 N. Greenview Ave.	Low Income	93.1%	Asian	10.2%	N2 Loyola NGSS PLC
	Pre-K - Grade 8	Diverse Learners	21.4%	Black	26.9%	Health & Wellness Initiative
	788 Students	Limited English	56.7%	Hispanic	49.4%	Clinic Interns (Fall & Spring)
	Level 1	Mobility Rate	13.3%	White	10.3%	High School Transitions
	Jean Papagianis, Principal	Chronic Truancy	25.9%	Other	3.3%	501c3 Development

New Field Primary						
	School Info	School Statistics		Demographics	LUC Projects Include...	
	1707 W. Morse Ave.	Low Income	84.7%	Asian	10.7%	N2 Loyola NGSS PLC
	Pre-K - Grade 4	Diverse Learners	14.3%	Black	28.7%	ISBE 21st CCLC Proposal
	698 Students	Limited English	55.9%	Hispanic	45.3%	501c3 Development
	Level 2	Mobility Rate	10.8%	White	12.0%	LUC Student Employees
	Conrey Callahan, Principal	Chronic Truancy	20.8%	Other	3.3%	Saturday of Service

Senn High School						
	School Info	School Statistics		Demographics	LUC Projects Include...	
	5900 N. Glenwood Ave.	Low Income	81.2%	Asian	17.8%	Design Program
	Grade 9 - Grade 12	Diverse Learners	12.9%	Black	26.5%	Journalism Program
	1,424 Students	Limited English	18.2%	Hispanic	41.4%	Think Week
	Level 1	Mobility Rate	12.4%	White	10.9%	Democracy Schools
	Mary Beck, Principal	Chronic Truancy	57.8%	Other	3.4%	

Sullivan High School						
	School Info	School Statistics		Demographics	LUC Projects Include...	
	6631 N. Bosworth Ave.	Low Income	92.6%	Asian	16.9%	Parent University Supports
	Grade 9 - Grade 12	Diverse Learners	21.4%	Black	42.4%	ELL Curriculum Development
	686 Students	Limited English	43.4%	Hispanic	32.9%	CTE Connections
	Level 2+	Mobility Rate	19.3%	White	5.8%	Post-Secondary Connections
	Chad Adams, Principal	Chronic Truancy	69.0%	Other	1.9%	RC Professional Development